



HILLVIEW SENIOR MEN'S GOLF LEAGUE

NEXT LUNCHEON TO BE DETERMINED 34th SEASON

MEMBERS		ROUND 2 RESULTS ---- 5/27/20				HISTORY							
		New Quota*	Assigned Flight	Points over Old Quota	Points Scored	Points in 2020 **	Old Quota	Minimum Point Score***	Average Point Score****	Last 3 Scores			
										Front	Back	Adjstd Pts	Recent->
													
WINNERS													
ANDERSEN	HOWARD	6	C	+1		7	\$0	6	5	4.8	7	4	7
ANDERSON	ERL	7	B	-1		6	\$0	7	6	5.3	8	6	6
ANNAIAN	ROBERT	2	D				\$0	2	1	2.4	2	2	2
BAJDEK	JOE					0	\$0					0	0
BALESTRACCI	ALFRED	2	D	-1		2	\$0	3	2	1.8	2	1	2
BARBOSA	RICHARD	3	D	+2	D Back \$20	4	\$30	2	1	1.7	1	3	4
BARLETTA	JOE	5	C	+2	C Back \$20	6	\$20	4	3	3.2	3	3	6
BASTIANI	TONY	5	C	EVEN		5	\$0	5	4	4.4	4	4	5
BEAUPRE	RONALD	7	B	-4		3	\$0	7	6	6.1	7	5	6
BEIGHLEY	JAMES	8	C				\$0	8	7	4.7	11	5	5
BELYEA	ROBERT N	8	A	-1		7	\$0	8	7	8.0	8	8	7
BENTLEY	ROBERT	12	A	-4		8	\$10	12	11	10.5	13	12	11
BERGERON	RONALD	4	C	-3		2	\$0	5	4	4.3	4	4	4
BERRY	BILL	4	D	+1		4	\$0	3	2	3.0	3	3	4
BERTETTI	DAVE	2	D				\$0	2	1	1.3	0	2	1
BESSONE	CARLO	10	A	-5		5	\$0	10	9	7.6	12	8	9
BLUNT	JIM	8	B				\$0	8	7	6.4	6	10	7
BONGIOVANNI	ANTHONY	2	D	-1		1	\$0	2	1	1.4	1	2	1
BONNER	EMMET	3	D	-3		0	\$0	3	2	2.6	3	3	2
BOTELHO	ARTHUR	5	B	-3		3	\$0	6	5	5.2	5	5	5
BOYCE	BOB	8	B				\$0	8	7	6.8	5	9	5
BRADY	BOB	6	B	-5		2	\$0	7	6	5.6	5	5	6
BROWN	LARRY	5	B	-4		2	\$0	6	5	5.3	5	5	5
BROWN	RICHARD	7	B				\$0	7	6	6.0	6	7	6
BUCKLEY	JIM	5	B	-1		4	\$10	5	4	5.4	5	5	4
BURDITT	BILL	3	D	-2		1	\$0	3	2	2.2	1	4	2
BURGESS	ALLEN	6	B	-4		3	\$0	7	6	5.3	6	6	6
BURKE	ED					10	\$0					6	10
BURKE	HANK					9	\$0					10	9
CANNON	JERRY					1	\$0					2	1
CARDOZA	PAT	5	C	-2		3	\$0	5	4	4.0	5	3	4
CARNABUCCI	DOM	7	B	-1		6	\$0	7	6	6.3	7	6	6
CARUCCI	CHARLES	5	B	-2		3	\$0	5	4	5.0	5	4	4
CARVER	HAROLD L	3	D				\$0	3	2	1.1	2	2	4
CATANZANO	PAUL	7	B	-3		4	\$0	7	6	7.0	6	6	6
CAVALLARO	SEB	5	C	-1		4	\$0	5	4	4.2	5	6	4
CHASE	KEN	3	D				\$0	3	2	2.9	3	2	2
CHIN	ARTHUR	10	A	+2	A Front \$40	11	\$40	9	8	8.4	9	8	11
CIACCIA	TOM	6	B	EVEN	B Front \$10	6	\$10	6	5	4.8	7	5	6
CICCARIELLO	JOSEPH		D				\$0			1.0		0	2
CIULLA	GUS	4	C	-3		2	\$0	5	4	4.7	4	4	4
COCCHIARO	TONY	5	B				\$0	5	4	4.9	6	5	6
COLEMAN	FRANCIS	5	B	EVEN		5	\$0	5	4	5.3	5	4	5
CONCANNON	BILL	4	C	-3		1	\$0	4	3	3.6	4	3	3
CONSTANTINE	PETER	4	C	-2		2	\$0	4	3	3.9	4	3	3
CORMIER	STEVE	1	D				\$0	1	0	0.8	1	0	2
CREIGHTON	BOB	12	A	-3		9	\$0	12	11	10.2	14	10	11
CRISPO	JAMES	5	C	+2	C Front \$10	6	\$10	4	3	4.5	4	4	6
CROSSEN	MATTHEW	10	A	-1		10	\$0	11	10	10.5	10	10	10
CURRAN	DAVE	4	C				\$0	4	3	3.7	4	4	4
D'ENTREMONT	ROGER	6	C				\$0	6	5	4.3	8	4	4


HILLVIEW SENIOR MEN'S GOLF LEAGUE

NEXT LUNCHEON TO BE DETERMINED 34th SEASON

MEMBERS		ROUND 2 RESULTS ---- 5/27/20				HISTORY								
		New Quota*	Assigned Flight	Points over Old Quota	 WINNERS	Points Scored		Won in 2020 **	Old Quota	Minimum Point Score***	Average Point Score****	Last 3 Scores		
						Front	Back					Adjstd Pts	Recent->	Recent->
DALEY	ROBERT	5	B	-4			1	\$0	5	4	5.3	4	4	4
DALEY	RUSSEL	1	D					\$0	1	0	0.9	0	1	0
DASCOLI	ERNIE	9	A	EVEN	A Front \$10	9		\$10	9	8	8.2	9	9	9
DEHART	DON	5	C	+4	C Front \$40	7		\$40	3	2	3.6	3	3	7
DEMAGGIO	DENNIS	6	A	-1			6	\$0	7	6	6.2	6	4	6
DEMERS	GLENN	5	C					\$0	5	4	4.2	5	5	4
DEPIANO	FRANK	7	B					\$0	7	6	6.2	6	7	8
DILIEGRO	TOM	5	C	-4			3	\$0	7	6	4.2	5	5	6
DINSMORE	FRANK	13	A	-2		11		\$0	13	12	10.6	15	10	12
DOHERTY	TED	4	C					\$0	4	3	4.7	4	4	4
DOWNING	PAUL	11	A	-8			3	\$0	11	10	10.9	11	10	10
EMDE	ROBERT	1	D	EVEN	D Front \$10	1		\$10	1	0	0.8	1	0	1
ENOS	JIM	6	C					\$0	6	5	4.8	5	8	6
FAY	STEVE	8	B					\$0	8	7	6.1	10	8	7
FEINGOLD	BILL	9	A					\$0	9	8	7.6	11	8	8
FERRARO	FRANK	8	A	-3		5		\$0	8	7	7.3	9	8	7
FEWTRELL	STEPHEN	9	A	-2			7	\$0	9	8	8.9	9	8	8
FILOSI	JOHN	11	A	-4		8		\$0	12	11	10.1	11	10	11
FLEMING	BOB	1	D	-1			1	\$0	2	1	1.2	1	1	1
FORGETT	GERARD	8	B					\$0	8	7	7.0	7	9	8
FRANZOSA	DOM	3	D	+2	D Back \$20		4	\$20	2	1	1.4	1	2	4
FRANZOSA	PAT	6	B	-3			3	\$0	6	5	5.4	6	5	5
FULLERTON	PAUL	11	A	-5			6	\$0	11	10	10.2	12	10	10
GILARDI	LOU	8	A					\$0	8	7	7.9	9	8	8
GIRARD	BUD	11	A	EVEN			11	\$0	11	10	10.9	11	10	11
GRANNAN	BILL	9	A	+1	A Back \$10		9	\$10	8	7	8.8	7	7	9
GRENIER	BILL	8	B	-5			3	\$0	8	7	6.8	9	7	7
GUARIGLIA	JOE	4	D					\$0	4	3	2.9	2	4	5
GUNDRUM	ED	5	C	-1		4		\$0	5	4	4.2	4	5	4
HENDERSON	RON	6	C	-5		1		\$10	6	5	4.5	5	7	5
HILL	TIM	2	D	-2			1	\$0	3	2	2.1	2	2	2
HOBBY	HARRIE	8	A	-3			6	\$0	9	8	7.3	9	8	8
HOOD	BILL	9	A	-6		3		\$0	9	8	7.1	6	11	8
HOOD	CHET	4	C					\$0	4	3	3.2	4	4	3
HUNT	DAVID	9	A	-3			6	\$0	9	8	7.2	10	8	8
JESSER	RICHARD	8	B					\$0	8	7	5.5	6	10	6
JEZOWSKI	JIM	4	C	-2		3		\$0	5	4	3.9	4	3	4
JOHNSON	BOB	6	B	+3	B Back \$20		8	\$20	5	4	4.9	5	4	8
JOSEPHSON	BILL					2		\$0					2	2
JUSTIN	JERRY					2		\$0					8	2
KAES	OTTO	7	B	-2		5		\$0	7	6	6.5	8	6	6
KEATING	BOB	8	A	-1			7	\$0	8	7	7.8	8	8	7
KERRIGAN	RALPH H	7	B					\$0	7	6	6.4	6	8	6
KLOCKOW	DENNIS	4	C					\$0	4	3	3.8	3	3	5
KWIATKOWSKI	CHESTER A	9	A	+1	A Back \$10		10	\$30	9	8	8.9	9	9	10
LAGADINOS	JOHN J	7	B	-1		6		\$0	7	6	6.5	7	6	6
LAMONTAGNE	HENRY	9	A	-4		6		\$0	10	9	8.3	8	8	9
LANKOWSKI	JAN	1	D	EVEN	D Front \$10	1		\$10	1	0	1.2	1	1	1
LAQUIDARA	PETER	5	C	-4		1		\$40	5	4	3.2	3	7	4
LARSON	GEORGE	13	A					\$0	13	12	11.4	12	14	14

HILLVIEW SENIOR MEN'S GOLF LEAGUE

NEXT LUNCHEON TO BE DETERMINED 34th SEASON

MEMBERS		ROUND 2 RESULTS ---- 5/27/20				HISTORY								
		New Quota*	Assigned Flight	Points over Old Quota	WINNERS 	Points Scored		Won in 2020 **	Old Quota	Minimum Point Score***	Average Point Score****	Last 3 Scores		
						Front	Back					Adjstd Pts	Recent->	Recent->
LASCOLA	MATT	12	A					\$0	12	11	11.4	13	11	13
LINEHAN	JEFF							\$0						
LOCKE	CHARLES	4	C	EVEN		4		\$20	4	3	3.2	4	4	4
LOGSDON	PHIL	3	D	-1		2		\$40	3	2	2.1	1	4	2
LONGO	ERNIE	7	B					\$0	7	6	6.8	6	6	8
LYNCH	DAVE	7	B					\$0	7	6	6.4	8	7	6
MACARTHUR	KEN	8	A					\$0	8	7	7.1	8	8	7
MAGUIRE	CHARLES	7	B	+1	B Front \$40	8		\$40	7	6	5.3	7	7	8
MARCHESE	JAMES	2	D					\$0	2	1	1.6	2	2	1
MARRIER	PAUL	10	A	-2		8		\$0	10	9	8.2	12	8	9
MCCORMICK	JOHN	7	B					\$0	7	6	6.5	6	8	8
MCGRATH	JIM	2	D	-1		2		\$0	3	2	2.1	2	2	2
MCKENZIE	BRUCE	5	C					\$0	5	4	3.8	6	4	4
MCLELLEN	ERNIE	3	D					\$0	3	2	3.0	3	3	2
MERCURI	RAYMOND	9	A					\$0	9	8	7.1	10	9	8
MERKEL	DAVID	7	A	-1		7		\$0	8	7	7.9	7	7	7
MILES	WALLACE R	4	D					\$0	4	3	2.6	5	3	3
MILOTTE	ROBERT	6	C	-3		3		\$0	6	5	3.7	9	4	5
MORAN	JACK	5	D	-3		2		\$0	5	4	3.1	6	3	4
MORAN	JIM	2	D					\$0	2	1	1.7	2	2	3
MURPHY	LARRY	5	B	-2		3		\$0	5	4	5.0	5	5	4
MURPHY	WILLIAM	3	D					\$0	3	2	2.8	3	3	4
NESTOR	PETER	4	C	-2		3		\$20	5	4	3.8	4	5	4
NICIEWSKY	ROSS	8	B	-4		4		\$20	8	7	7.0	9	7	7
NOBLE	FRANK	3	D	-2		1		\$0	3	2	2.5	2	4	2
NYE	RAYMOND	9	A	-4		6		\$0	10	9	9.4	9	8	9
O'CONNELL	ROC	8	B	+2		10		\$40	8	7	6.6	8	9	10
O'KEEFE	RON	9	A	EVEN		9		\$0	9	8	7.9	10	8	9
O'MEARA	FRED	0	D	EVEN	D Front \$10	0		\$10	0	0	0.4	0	0	0
OLIPHANT	ROBERT	9	A					\$0	9	8	7.0	10	6	6
PAZYRA	TOM	2	D					\$0	2	1	1.8	2	2	3
PENNY	AL	6	B	-3		3		\$0	6	5	6.9	6	6	5
PITHIS	STEVEN	8	B	EVEN		8		\$10	8	7	6.9	9	7	8
POORE	LARRY	5	C					\$0	5	4	3.8	5	4	6
POPP	HAROLD	8	A	-2		6		\$0	8	7	7.5	8	7	7
PORTADA	JOSEPH	4	C	+1		5		\$0	4	3	3.4	4	3	5
PORTER	GLENN					5		\$0					7	5
POWERS	JOHN	5	C					\$0	5	4	3.2	6	3	5
QUIMBY	FRANK	7	B					\$0	7	6	6.7	7	7	6
QUINN	PHIL	3	D	-2		1		\$0	3	2	2.5	4	3	2
RAIMONDI	LARRY	0	D					\$0	0	0	0.6	0	0	0
REGO	RICHARD							\$0						
RODENHISER	AL	3	D	EVEN	D Front \$10	3		\$10	3	2	3.1	3	2	3
ROSS	GEORGE	8	B	-1		7		\$0	8	7	6.9	9	7	7
SANCHEZ	STEVE	9	A	-4		5		\$0	9	8	7.5	11	8	8
SAVAGEAU	RONALD	5	C					\$0	5	4	3.5	4	6	3
SEREVITCH	JAMES	7	B	-4		3		\$0	7	6	6.4	8	7	6
SEWELL	ROBERT	3	D	EVEN	D Front \$10	3		\$10	3	2	2.7	3	3	3
SHARROCK	PAUL	5	C					\$0	5	4	3.4	3	7	4
SHAW	JOHN	4	C	+1		5		\$0	4	3	3.7	4	5	5

YOU MUST HOLE OUT

TO WIN A POINT

NO GIMMIES!!!





ROUND 2 WINNERS	
FRONT NINE	BACK NINE
<p>★ ★ ★ ★ ★</p> <p>FLIGHT A 43 MEMBERS</p> <p>★ ★ ★ ★ ★</p>	<p>15 MEMBERS PLAYED +2 WON \$40 EVEN WON \$10</p> <p>ARTHUR CHIN \$40 ERNIE DASCOLI \$10</p>
<p>★ ★ ★ ★ ★</p> <p>FLIGHT B 42 MEMBERS</p> <p>★ ★ ★ ★ ★</p>	<p>20 MEMBERS PLAYED +3 WON \$40 +1 WON \$10</p> <p>BILL GRANNAN \$10 CHESTER A KWIATKOWSKI \$10 CHARLES WARD \$40</p>
<p>★ ★ ★ ★ ★</p> <p>FLIGHT C 42 MEMBERS</p> <p>★ ★ ★ ★ ★</p>	<p>13 MEMBERS PLAYED +1 WON \$40 EVEN WON \$10</p> <p>TOM CIACCIA \$10 CHARLES MAGUIRE \$40</p>
<p>★ ★ ★ ★ ★</p> <p>FLIGHT D 42 MEMBERS</p> <p>★ ★ ★ ★ ★</p>	<p>15 MEMBERS PLAYED +3 WON \$20</p> <p>BOB JOHNSON \$20 NICK TSAKOS \$20</p>
<p>★ ★ ★ ★ ★</p> <p>FLIGHT A 42 MEMBERS</p> <p>★ ★ ★ ★ ★</p>	<p>16 MEMBERS PLAYED +4 WON \$40 +2 WON \$10</p> <p>JAMES CRISPO \$10 DON DEHART \$40 BILL WALKER \$10</p>
<p>★ ★ ★ ★ ★</p> <p>FLIGHT B 42 MEMBERS</p> <p>★ ★ ★ ★ ★</p>	<p>13 MEMBERS PLAYED +2 WON \$20</p> <p>JOE BARLETTA \$20 GEORGE WALDEN \$20</p>
<p>★ ★ ★ ★ ★</p> <p>FLIGHT C 42 MEMBERS</p> <p>★ ★ ★ ★ ★</p>	<p>15 MEMBERS PLAYED +1 WON \$40 EVEN WON \$10</p> <p>ROBERT EMDE \$10 JAN LANKOWSKI \$10 FRED O'MEARA \$10 AL RODENHISER \$10 ROBERT SEWELL \$10 ALFRED VICKERS \$40</p>
<p>★ ★ ★ ★ ★</p> <p>FLIGHT D 42 MEMBERS</p> <p>★ ★ ★ ★ ★</p>	<p>11 MEMBERS PLAYED +2 WON \$20</p> <p>RICHARD BARBOSA \$20 DOM FRANZOSA \$20 JAMES VIEIRA \$20</p>
<p>★ ★ ★ ★ ★</p>	<p>MAY 27, 2020</p>
<p>★ ★ ★ ★ ★</p>	<p>34th SEASON</p>
<p>136 OUT OF 182 MEMBERS PLAYED >=50% OF ROUNDS</p>	
<p>24% (40) OF MEMBERS WON 42 GOLF PRIZES</p>	

YOU MUST HOLE OUT

TO WIN A POINT

NO GIMMIES!!!



LEAGUE STATISTICS AFTER 2 ROUNDS OF PLAY

TABLE 1
2020 SEASON - RESULTS AFTER 2 ROUNDS OF PLAY

	Number of Players		Percent		\$ Allocated	\$ Won	\$ Won per Member	\$ Won per Winner	Max \$ Won	Over "Limit"	Percent Attendance
	Members (New)	Average	Winners	Winners							
Flight A	43 (0)	36	9	21%	\$222	\$210	\$5	\$23	\$40	0	83%
Flight B	42 (0)	28	9	21%	\$222	\$190	\$5	\$21	\$40	0	67%
Flight C	42 (0)	28	10	24%	\$222	\$210	\$5	\$21	\$40	0	67%
Flight D	42 (0)	22	12	29%	\$222	\$250	\$6	\$21	\$40	0	52%
Total	169 (0)	114	40	24%	\$888	\$860	\$5	\$22	\$40	0	68%

TABLE 2

AVERAGE POINTS SCORED OVER QUOTA	
Running Average	Round 2
-1.66	-1.49

TABLE 3

AVERAGE QUOTA	
Before Play	After Play
6.04	5.95

CHART 1 - NUMBERS IN FLIGHTS
Overall Members per Flight - Blue Line

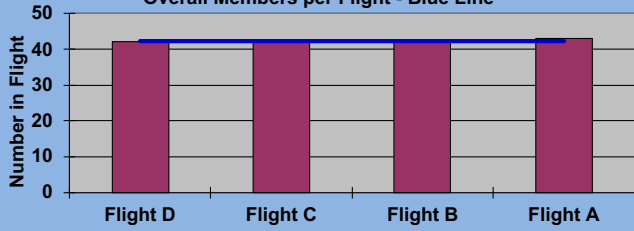


CHART 2 - AVERAGE POINT SCORE DISTRIBUTION

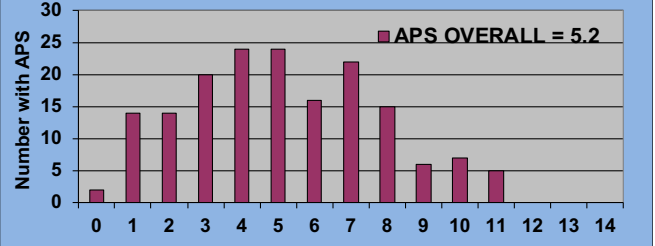


CHART 3 - WINNINGS BY FLIGHT
Overall Average - Blue Line

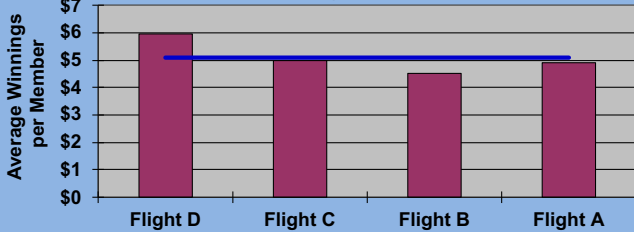


CHART 4 - WINNINGS BY AVERAGE POINT SCORE
Overall Average - Blue Line

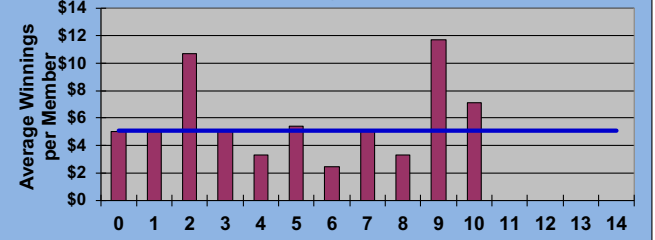


CHART 5 - PERCENT WINNERS BY FLIGHT
Overall Percent - Blue Line

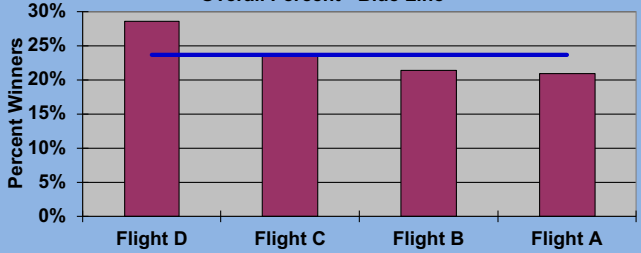
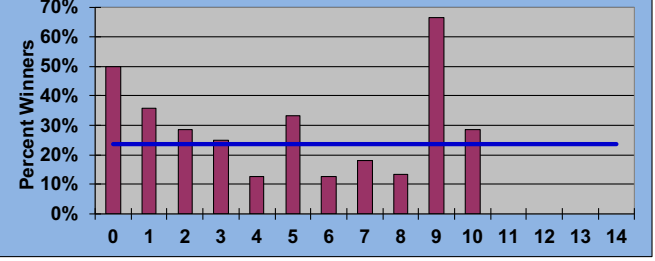



CHART 6 - PERCENT WINNERS BY AVERAGE POINT SCORE
Overall Percent - Blue Line





YOU MUST HOLE OUT

TO WIN A POINT

NO GIMMIES!!!



GOLD AND WHITE TEES COMPARISON AFTER 2 ROUNDS OF PLAY

TABLE 4
2020 SEASON - RESULTS AFTER 2 ROUNDS OF PLAY

	Number of Members Who Play From		\$ Won		\$ Won per Member		Number of Winners		Percent Winners		Max \$ Won	
	Gold Tees	White Tees	Gold Tees	White Tees	Gold Tees	White Tees	Gold Tees	White Tees	Gold Tees	White Tees	Gold Tees	White Tees
Flight A	24	19	\$140	\$70	\$6	\$4	5	4	21%	21%	\$40	\$40
Flight B	28	14	\$100	\$90	\$4	\$6	5	4	18%	29%	\$40	\$40
Flight C	30	12	\$150	\$60	\$5	\$5	8	2	27%	17%	\$40	\$40
Flight D	30	12	\$150	\$100	\$5	\$8	7	5	23%	42%	\$40	\$40
Total	112	57	\$540	\$320	\$5	\$6	25	15	22%	26%	\$40	\$40

AVERAGE POINTS SCORED OVER QUOTA

TABLE 5	Gold Tees	White Tees
	-1.41	-1.63

AVERAGE QUOTA

TABLE 6	Gold Tees	White Tees
	5.62	6.63

CHART 7 - NUMBERS IN FLIGHTS
Overall Members per Flight - Blue Line

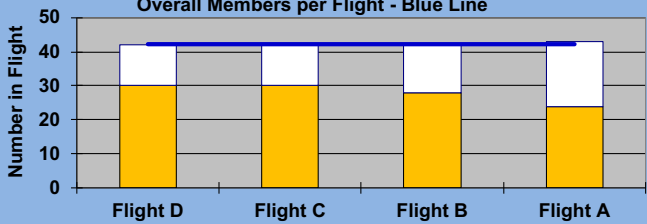


CHART 8 - AVERAGE POINT SCORE DISTRIBUTION
Gold Tee and White Tee Members

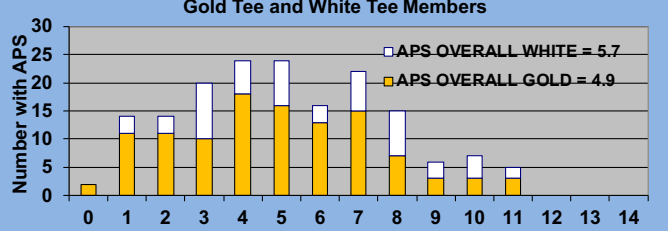


CHART 9 - WINNINGS BY FLIGHT
Average Winnings - Blue (Overall), Gold and White Lines

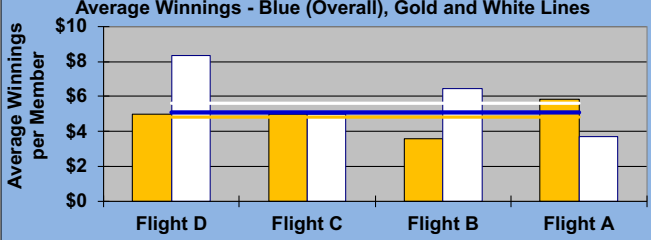


CHART 10 - WINNINGS BY AVERAGE POINT SCORE
Average Winnings - Blue (Overall), Gold and White Lines

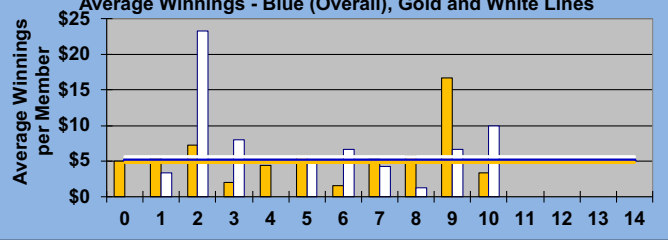


CHART 11 - PERCENT WINNERS BY FLIGHT
Avg Prcnt Winners - Blue (Overall), Gold and White Lines

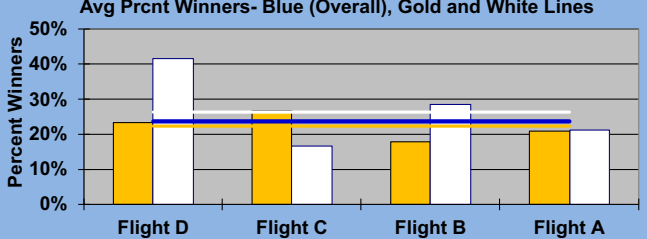
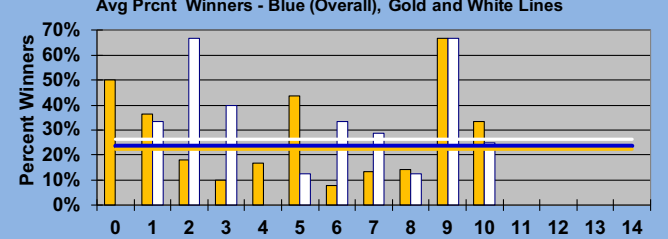


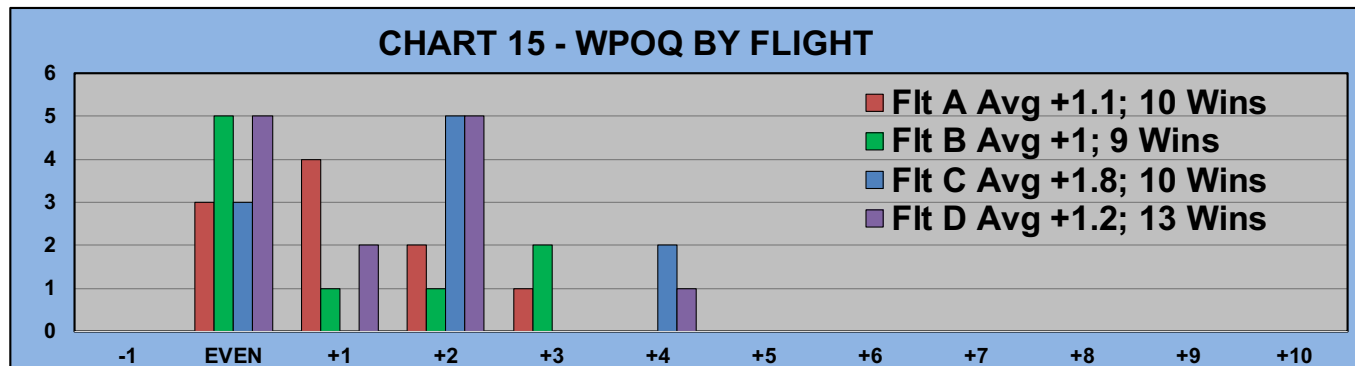
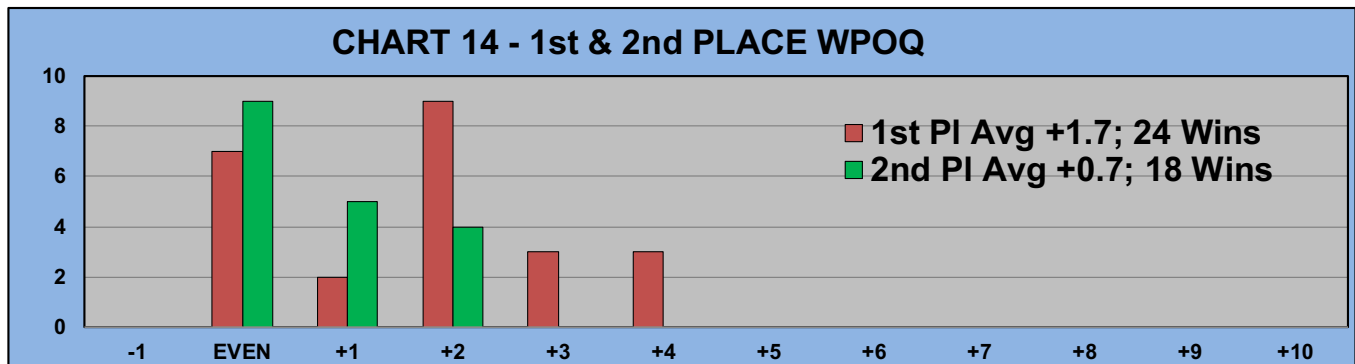
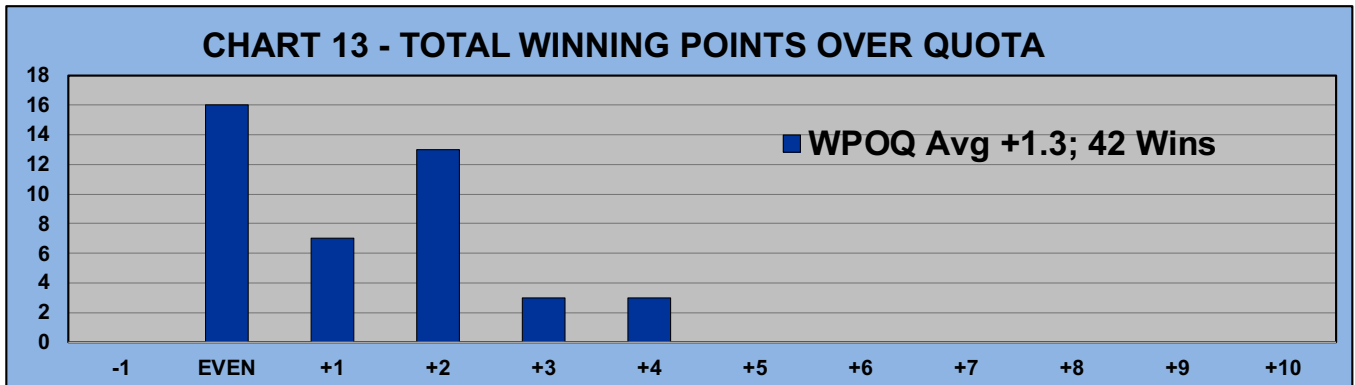
CHART 12 - PERCENT WINNERS BY AVERAGE POINT SCORE
Avg Prcnt Winners - Blue (Overall), Gold and White Lines



WINNING POINTS OVER QUOTA (WPOQ)



AFTER 2 ROUNDS OF PLAY



WINNING POINTS OVER QUOTA (WPOQ)



AFTER 2 ROUNDS OF PLAY

