


**HILLVIEW SENIOR MEN'S GOLF LEAGUE**

NEXT LUNCHEON TO BE DETERMINED      34th SEASON

MEMBERS		ROUND 4 RESULTS ---- 6/10/20				HISTORY							
		New Quota*	Assigned Flight	Points over Old Quota	Points Scored	Points in 2020 **	Old Quota	Minimum Point Score***	Average Point Score****	Last 3 Scores			
										Front	Back	Recent->	
													
<b>WINNERS</b>													
ANDERSEN	HOWARD	6	C	EVEN		6	\$0	6	5	4.5	7	5	6
ANDERSON	ERL	7	B	+2	B Front \$10	8	\$10	6	5	5.3	6	6	8
ANNAIAN	ROBERT	4	D	+3	D Back \$40		\$40	2	1	2.4	2	2	5
BAJDEK	JOE	1	D				\$0	1	0	0.7	0	0	2
BALESTRACCI	ALFRED	2	D	+1			\$0	2	1	1.8	2	1	3
BARBOSA	RICHARD	3	D	EVEN			\$30	3	2	2.8	4	2	3
BARLETTA	JOE	5	C	-2			\$20	5	4	3.5	6	4	4
BASTIANI	TONY	4	C	-3		2	\$0	5	4	3.0	5	4	4
BEAUPRE	RONALD	4	B	-3			\$0	6	5	2.8	6	6	5
BEIGHLEY	JAMES	6	C	-5			\$0	6	5	4.7	5	7	5
BELYEA	ROBERT N	7	A	-2		6	\$0	8	7	6.8	7	7	7
BENTLEY	ROBERT	11	A	-1		10	\$10	11	10	10.3	11	11	10
BERGERON	RONALD	4	C	+2	C Front \$20	6	\$20	4	3	2.5	4	3	6
BERRY	BILL	5	D	+2	D Back \$10		\$10	4	3	3.5	4	3	6
BERTETTI	DAVE	2	D				\$0	2	1	1.3	0	2	1
BESSONE	CARLO	8	A				\$0	8	7	7.6	8	9	9
BLUNT	JIM	8	B				\$0	8	7	6.4	6	10	7
BONGIOVANNI	ANTHONY	2	D	EVEN			\$0	2	1	1.4	1	2	2
BONNER	EMMET	3	D				\$0	3	2	2.6	3	3	2
BOTELHO	ARTHUR	6	B	-1		5	\$10	6	5	4.5	5	7	5
BOYCE	BOB	9	B	+3	B Front \$40	11	\$40	8	7	6.8	5	7	11
BRADY	BOB	5	B	EVEN		6	\$0	6	5	4.5	6	6	6
BROWN	LARRY	5	B	-2			\$0	6	5	3.8	5	6	5
BROWN	RICHARD	7	B				\$0	7	6	6.0	6	7	6
BUCKLEY	JIM	5	B	EVEN			\$10	5	4	4.0	4	4	5
BURDITT	BILL	2	D	-2			\$0	3	2	2.2	2	2	2
BURGESS	ALLEN	6	B				\$0	6	5	5.3	6	6	5
BURKE	ED	9	A	+1			\$0	9	8	8.5	10	8	10
BURKE	HANK	11	A	+1			\$0	11	10	10.5	9	11	12
CANNON	JERRY	3	D	EVEN		3	\$0	3	2	2.3	1	3	3
CARDOZA	PAT	3	C	-2			\$0	4	3	2.5	4	4	3
CARNABUCCI	DOM	5	B	-2			\$0	6	5	4.5	6	6	5
CARUCCI	CHARLES	3	B	-5			\$0	5	4	2.5	4	4	4
CARVER	HAROLD L	3	D				\$0	3	2	1.1	2	2	4
CATANZANO	PAUL	7	B	-3			\$0	8	7	5.8	6	8	7
CAVALLARO	SEB	6	C	+2			\$10	6	5	4.2	4	7	8
CHASE	KEN	3	D				\$0	3	2	2.9	3	3	2
CHIN	ARTHUR	10	A	-2		8	\$40	10	9	9.0	11	9	9
CIACCIA	TOM	6	B	EVEN		5	\$10	5	4	5.0	6	5	5
CICCARIELLO	JOSEPH		D				\$0			1.0			2
CIULLA	GUS	5	C	-1		4	\$40	5	4	4.0	4	6	4
COCCHIARO	TONY	5	B	-1			\$0	5	4	4.9	6	4	4
COLEMAN	FRANCIS	6	B	+2	B Back \$40		\$40	5	4	5.3	5	4	7
CONCANNON	BILL	4	C	EVEN			\$0	4	3	3.0	3	5	4
CONSTANTINE	PETER	4	C	EVEN			\$0	4	3	3.3	3	5	4
CORMIER	STEVE	1	D				\$0	1	0	0.8	1	0	2
CREIGHTON	BOB	12	A	-6			\$40	13	12	9.3	11	15	12
CRISPO	JAMES	5	C	-4		1	\$10	5	4	4.0	6	5	4
CROSSEN	MATTHEW	9	A	-4			\$0	10	9	8.3	10	10	9
CURRAN	DAVE	4	C	EVEN			\$0	4	3	3.7	4	4	4
D'ENTREMONT	ROGER	5	C	-3		2	\$0	5	4	4.3	4	5	4

**HILLVIEW SENIOR MEN'S GOLF LEAGUE**

NEXT LUNCHEON TO BE DETERMINED      34th SEASON

MEMBERS		ROUND 4 RESULTS ---- 6/10/20				HISTORY								
		New Quota*	Assigned Flight	Points over Old Quota	Points Scored Front Back	WINNERS A Back \$10	Won in 2020 **	Old Quota	Minimum Point Score***	Average Point Score****	Last 3 Scores			
											Recent->	Recent->	Recent->	
DALEY	ROBERT	4	B	+1	B Back \$10		6	\$10	5	4	2.5	4	4	6
DALEY	RUSSEL	1	D					\$0	1	0	0.9	0	1	0
DASCOLI	ERNIE	9	A	-1		8		\$10	9	8	8.8	9	9	8
DEHART	DON	6	C	EVEN		5		\$40	5	4	4.3	7	4	5
DEMAGGIO	DENNIS	8	A	+2	A Back \$10		9	\$10	7	6	6.5	6	7	9
DEMERS	GLENN	5	C					\$0	5	4	4.2	5	5	4
DILIEGRO	TOM	4	C	EVEN			5	\$0	5	4	2.3	6	4	5
DINSMORE	FRANK	12	A	+2	A Front \$20	13		\$20	11	10	10.8	12	12	13
DOHERTY	TED	5	C	+2	C Front \$20	6		\$20	4	3	4.7	4	4	6
DOWNING	PAUL	9	A	EVEN			10	\$0	10	9	7.5	10	10	10
EMDE	ROBERT	1	D	+1			2	\$10	1	0	0.8	1	1	2
ENOS	JIM	6	C					\$0	6	5	4.8	5	8	6
FAY	STEVE	8	B					\$0	8	7	6.1	10	8	7
FEINGOLD	BILL	9	A					\$0	9	8	7.6	11	8	8
FERRARO	FRANK	7	A	-1		7		\$0	8	7	6.5	7	7	7
FEWTRELL	STEPHEN	8	A	+2	A Back \$10		10	\$10	8	7	6.3	8	8	10
FILOSI	JOHN	9	A	-2		9		\$0	11	10	7.5	11	10	10
FLEMING	BOB	1	D	EVEN			1	\$0	1	0	0.8	1	1	1
FORGETT	GERARD	9	B	-6		3		\$40	9	8	7.0	8	11	8
FRANZOSA	DOM	3	D	+1			4	\$20	3	2	2.8	4	2	4
FRANZOSA	PAT	5	B	+1	B Back \$10		6	\$10	5	4	4.8	5	5	6
FULLERTON	PAUL	9	A	-1			9	\$0	10	9	7.8	10	10	9
GILARDI	LOU	8	A					\$0	8	7	7.9	9	8	8
GIRARD	BUD	10	A	-2			9	\$0	11	10	9.3	11	10	10
GRANNAN	BILL	8	A	-2			7	\$10	9	8	7.8	9	8	8
GRENIER	BILL	6	B	-1			6	\$0	7	6	4.3	7	7	6
GUNDRUM	ED	4	C	EVEN		5		\$0	5	4	3.8	4	4	5
HENDERSON	RON	6	C	EVEN		6		\$10	6	5	5.0	5	6	6
HILL	TIM	2	D	-1			2	\$20	3	2	1.8	2	3	2
HOBBY	HARRIE	7	A	EVEN			8	\$0	8	7	6.8	8	8	8
HOOD	BILL	9	A					\$0	9	8	7.1	6	11	8
HOOD	CHET	4	C	-2		2		\$0	4	3	3.2	3	4	3
HUNT	DAVID	9	A	+1			10	\$10	9	8	7.5	8	11	10
JESSER	RICHARD	8	B					\$0	8	7	5.5	6	10	6
JEZOWSKI	JIM	4	C	+1		5		\$0	4	3	3.0	4	3	5
JOHNSON	BOB	7	B	-2			4	\$40	6	5	5.0	8	8	5
JOSEPHSON	BILL	5	C	-2		3		\$0	5	4	3.5	2	7	4
JUSTIN	JERRY	5	B	-4		3		\$0	7	6	4.5	2	5	6
KAES	OTTO	7	B	+1		8		\$0	7	6	6.5	6	7	8
KEATING	BOB	8	A	EVEN			8	\$0	8	7	7.3	7	7	8
KERRIGAN	RALPH H	7	B					\$0	7	6	6.4	6	8	6
KLOCKOW	DENNIS	4	C	-2		2		\$0	4	3	3.8	5	3	3
KWIATKOWSKI	CHESTER A	9	A					\$30	9	8	8.9	9	10	8
LAGADINOS	JOHN J	8	B	EVEN		8		\$10	8	7	6.0	6	9	8
LAMONTAGNE	HENRY	12	A	+6	A Back \$40		15	\$40	9	8	9.5	9	9	15
LANKOWSKI	JAN	1	D					\$10	1	0	1.2	1	1	1
LAQUIDARA	PETER	4	C	-1		4		\$40	5	4	3.5	4	4	4
LARSON	GEORGE	13	A					\$0	13	12	11.4	12	14	14

## HILLVIEW SENIOR MEN'S GOLF LEAGUE

NEXT LUNCHEON TO BE DETERMINED

34th SEASON

MEMBERS		ROUND 4 RESULTS ---- 6/10/20				HISTORY								
		New Quota*	Assigned Flight	Points over Old Quota	 WINNERS	Points Scored		Won in 2020 **	Minimum Point Score***		Average Point Score****		Last 3 Scores	
						Front	Back		Old Quota	Score***	Score****	Recent->	Recent->	
LASCOLA	MATT	12	A					\$0	12	11	11.4	13	11	13
LINEHAN	JEFF							\$0						
LOCKE	CHARLES	4	C					\$20	4	3	3.2	4	4	3
LOGSDON	PHIL	3	D					\$40	3	2	2.1	1	4	2
LONGO	ERNIE	7	B					\$0	7	6	6.8	6	6	8
LYNCH	DAVE	7	B					\$0	7	6	6.4	8	7	6
MACARTHUR	KEN	8	A					\$0	8	7	7.1	8	8	7
MAGUIRE	CHARLES	7	B	+1		8		\$40	7	6	5.3	8	6	8
MARCHESE	JAMES	2	D	-1			1	\$20	2	1	1.6	1	3	1
MARRIER	PAUL	9	A					\$0	9	8	8.2	8	9	10
MCCORMICK	JOHN	8	B	-4				\$20	8	7	6.5	8	9	7
MCGRATH	JIM	2	D					\$0	2	1	2.1	2	2	1
MCKENZIE	BRUCE	5	C					\$0	5	4	3.8	6	4	4
MCLELLAN	ERNIE	3	D					\$0	3	2	3.0	3	3	2
MERCURI	RAYMOND	9	A	EVEN				\$0	9	8	7.1	8	10	9
MERKEL	DAVID	6	A	-1		6		\$0	7	6	5.8	7	7	6
MILES	WALLACE R	3	D	-1			2	\$0	3	2	2.6	3	3	2
MILOTTE	ROBERT	4	C	+1		5		\$0	4	3	3.3	5	5	5
MORAN	JACK	3	D	-1			3	\$0	4	3	2.3	4	4	3
MORAN	JIM	2	D	EVEN		2		\$0	2	1	1.7	2	3	2
MURPHY	LARRY	4	B	-3		2		\$0	5	4	3.3	4	4	4
MURPHY	WILLIAM	3	D	-2			1	\$0	3	2	2.8	3	4	2
NESTOR	PETER	7	C	+5	C Back \$40		9	\$60	4	3	4.8	4	3	9
NICIEWSKY	ROSS	8	B	+2	B Front \$10	9		\$30	7	6	6.0	7	7	9
NOBLE	FRANK	3	D	EVEN		3		\$0	3	2	2.5	2	2	3
NYE	RAYMOND	10	A	-3		8		\$40	11	10	8.3	9	12	10
O'CONNELL	BOB	6	C	-2		5		\$0	7	6	6.8	6	6	6
O'CONNELL	ROC	9	B	-3			5	\$40	8	7	8.0	10	8	7
O'KEEFE	RON	10	A	+1			10	\$0	9	8	9.0	9	10	10
O'MEARA	FRED	0	D	EVEN		0		\$10	0	0	0.4	0	0	0
OLIPHANT	ROBERT	9	A					\$0	9	8	7.0	10	6	6
PENNY	AL	6	B	-2		5		\$0	7	6	5.3	5	7	6
PITHIS	STEVEN	9	B	-3			5	\$30	8	7	7.5	8	10	7
POORE	LARRY	5	C					\$0	5	4	3.8	5	4	6
POPP	HAROLD	7	A	EVEN			8	\$0	8	7	6.8	7	8	8
PORTADA	JOSEPH	4	C	-1		3		\$0	4	3	3.0	5	3	3
PORTER	GLENN	8	B	+2	B Front \$10	9		\$10	7	6	6.8	5	6	9
POWERS	JOHN	4	C	-2		3		\$0	5	4	3.2	3	5	4
QUIMBY	FRANK	7	B					\$0	7	6	6.7	7	7	6
QUINN	PHIL	3	D	EVEN			3	\$0	3	2	2.3	2	2	3
REGO	RICHARD							\$0						
RODENHISER	AL	3	D	EVEN		3		\$10	3	2	2.5	3	2	3
ROSS	GEORGE	6	B	-2		5		\$0	7	6	5.0	7	7	6
SANCHEZ	STEVE	8	A					\$0	8	7	7.5	8	8	8
SAVAGEAU	RONALD	5	C					\$0	5	4	3.5	4	6	3
SEREVITCH	JAMES	6	B	EVEN		7		\$0	7	6	5.8	6	6	7
SEWELL	ROBERT	3	D	EVEN		3		\$10	3	2	2.7	3	3	3
SHARROCK	PAUL	5	C					\$0	5	4	3.4	3	7	4
SHAW	JOHN	6	C	+4	C Back \$10		8	\$10	4	3	4.8	5	3	8

**HILLVIEW SENIOR MEN'S GOLF LEAGUE**

NEXT LUNCHEON TO BE DETERMINED      34th SEASON

MEMBERS		ROUND 4 RESULTS ---- 6/10/20				HISTORY												
		New Quota*	Assigned Flight	Points over Old Quota	Points Scored Front Back	Won in 2020 **	Old Quota	Minimum Point Score***	Average Point Score****	Last 3 Scores								
										Adjstd Pts Recent->								
SILVESTRO	JOHN	1	D	+1		1	\$0	0	0	0.3	0	0	1					
SIMMONS	GARY						\$0											
SMITH	ED	11	A				\$0	11	10	10.4	12	11	11					
SMITH	PAUL	4	C	-3		2	\$0	5	4	3.0	5	4	4					
STRANDBERG	ROBERT	9	A	-6		5	\$40	11	10	8.5	10	10	10					
STRATTON	RICHARD	6	B	EVEN		6	\$20	6	5	5.3	5	6	6					
SULLIVAN	BILL	11	A	-3		8	\$20	11	10	9.5	9	12	10					
SULLIVAN	DANIEL	7	A	-3		5	\$0	8	7	5.8	4	9	7					
TAMMARO	FRANK	5	C	-2		3	\$10	5	4	3.5	4	6	4					
TAPPARO	DAVID	4	C	EVEN		5	\$10	5	4	3.5	3	5	5					
TAYLOR	DAVID					2	\$0											
TAYLOR	JAMES	10	A	+2	A Front \$20	11	\$20	9	8	9.8	10	9	11					
TAYLOR	TOM	6	C	-5		1	\$0	6	5	4.8	7	6	5					
THOMPSON	DAVID	5	C	-2		3	\$20	5	4	4.5	6	4	4					
TSAKOS	NICK	9	B	-4		4	\$40	8	7	7.0	9	10	7					
VICKERS	ALFRED	3	D	+1	D Front \$20	3	\$70	2	1	2.8	3	3	3					
VIEIRA	JAMES	3	D	-3		0	\$20	3	2	1.5	4	2	2					
WALDEN	GEORGE	6	C	-2		4	\$20	6	5	5.5	7	7	5					
WALKER	BILL	7	C	-2		5	\$50	7	6	4.6	7	10	6					
WALL	FRANK	8	A	EVEN		9	\$0	9	8	6.8	10	9	9					
WALSH	JACK	5	C	+1		6	\$0	5	4	4.3	5	5	6					
WALSH	TOM	11	A	-1		10	\$30	11	10	9.3	10	12	10					
WARD	CHARLES	10	A	-3		7	\$40	10	9	7.8	12	9	9					
WEINER	LAWRENCE	3	D			DQ1	\$40	3	2	1.6	0	5	2					
WHALEN	KEVIN	2	D	-1		2	\$0	3	2	1.0	3	2	2					
WILDER	MARK	2	D	+1	D Front \$20	2	\$20	1	0	1.0	1	1	2					
WINSLOW	BILL	9	B				\$0	9	8	6.2	9	8	11					
WITT	FRANK	3	D	-3		1	\$40	4	3	1.8	2	5	3					
YANDELL	JAMES	3	D	+1	D Front \$20	3	\$30	2	1	2.0	1	2	3					
ZAFFINO	GASPER	9	A				\$0	9	8	7.4	11	10	9					
							\$0											
							\$0											
							\$0											
							\$0											
							\$0											

<b>ROUND 4</b>	
PLAYED FRONT NINE	62
PLAYED BACK NINE	71
TOTAL PLAYERS	133

NEW MEMBERS	13
TOTAL MEMBERS	178

RAINOOTS or HOLIDAY	0
---------------------	---

WHITE TEE MEMBERS	64
GOLD TEE MEMBERS	114

AVERAGE QUOTA	5.9
APS OVERALL	4.9

\*NEW QUOTA = AVG(HGHST of LAST 3 SCRS + AVG PNT SCR)  
 \*FEWER THAN THREE SCORES - NO QUOTA  
 \*\*WINNINGS CAPPED AFTER MEMBER WINS \$130 OR MORE  
 \*\*\*MINIMUM POINT SCORE = OLD QUOTA minus 1  
 \*\*\*\*AVERAGE POINT SCORE - CUMULATIVE SINCE Round 3  
 LAST SEASON'S VALUE UNTIL 4 ROUNDS ARE PLAYED

DQ = DISQUALIFIED

NEW QUOTA	ASSIGNED FLIGHT
-----------	-----------------

WINNERS TO DATE 71

GOLF PRIZES TO DATE 84

TEE CHOSEN FOR SEASON	WHITE	MUST PLAY FROM WHITE TEES	YOU MUST PLAY YOUR TEE EVEN IF OTHERS IN GROUP PLAY OTHER TEE
	GOLD	MUST PLAY FROM GOLD TEES	

DQ1 Wrong Nine || DQ2 Wrong Tee || DQ3 Wrong Scorecard Side || DQ4 No Full Last Names || DQ5 No Date or Signature || DQ6 Other

**YOU MUST HOLE OUT**

**TO WIN A POINT**

**NO GIMMIES!!!**





<b>ROUND 4 WINNERS</b>		
	<b>FRONT NINE</b>	<b>BACK NINE</b>
<p>★ ★ ★ ★ ★</p> <p><b>FLIGHT A</b></p> <p>46 MEMBERS</p> <p>★ ★ ★ ★ ★</p>	<p><b>12 MEMBERS PLAYED</b></p> <p><b>+2 WON \$20</b></p> <p>FRANK DINSMORE \$20 JAMES TAYLOR \$20</p>	<p><b>21 MEMBERS PLAYED</b></p> <p><b>+6 WON \$40 +2 WON \$10</b></p> <p>DENNIS DEMAGGIO \$10 STEPHEN FEWTRELL \$10 HENRY LAMONTAGNE \$40</p>
	<p><b>17 MEMBERS PLAYED</b></p> <p><b>+3 WON \$40 +2 WON \$10</b></p> <p>ERL ANDERSON \$10 BOB BOYCE \$40 ROSS NICIEWSKY \$10 GLENN PORTER \$10</p>	<p><b>16 MEMBERS PLAYED</b></p> <p><b>+2 WON \$40 +1 WON \$10</b></p> <p>FRANCIS COLEMAN \$40 ROBERT DALEY \$10 PAT FRANZOSA \$10</p>
<p>★ ★ ★ ★ ★</p> <p><b>FLIGHT B</b></p> <p>43 MEMBERS</p> <p>★ ★ ★ ★ ★</p>	<p><b>21 MEMBERS PLAYED</b></p> <p><b>+2 WON \$20</b></p> <p>RONALD BERGERON \$20 TED DOHERTY \$20</p>	<p><b>16 MEMBERS PLAYED</b></p> <p><b>+5 WON \$40 +4 WON \$10</b></p> <p>PETER NESTOR \$40 JOHN SHAW \$10</p>
	<p><b>11 MEMBERS PLAYED</b></p> <p><b>+1 WON \$20</b></p> <p>ALFRED VICKERS \$20 MARK WILDER \$20 JAMES YANDELL \$20</p>	<p><b>18 MEMBERS PLAYED</b></p> <p><b>+3 WON \$40 +2 WON \$10</b></p> <p>ROBERT ANNAIAN \$40 BILL BERRY \$10</p>
<p>★ ★ ★ ★ ★</p> <p><b>FLIGHT C</b></p> <p>44 MEMBERS</p> <p>★ ★ ★ ★ ★</p>	<p><b>JUNE 10, 2020</b></p>	
	<p><b>34th SEASON</b></p>	
<p>★ ★ ★ ★ ★</p> <p><b>FLIGHT D</b></p> <p>41 MEMBERS</p> <p>★ ★ ★ ★ ★</p>	<p><b>139 OUT OF 178 MEMBERS PLAYED &gt;=50% OF ROUNDS</b></p>	
	<p><b>41% (71) OF MEMBERS WON 84 GOLF PRIZES</b></p>	

# YOU MUST HOLE OUT

# TO WIN A POINT

# NO GIMMIES!!!



## LEAGUE STATISTICS AFTER 4 ROUNDS OF PLAY

**TABLE 1**  
2020 SEASON - RESULTS AFTER 4 ROUNDS OF PLAY

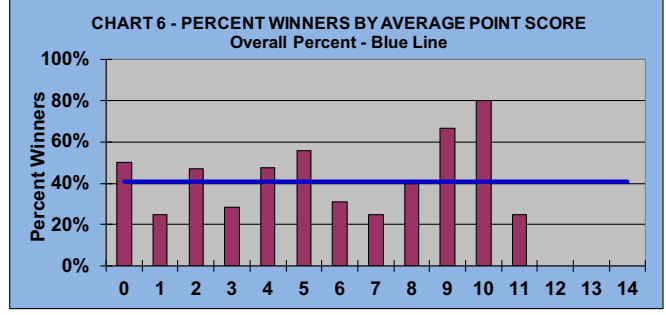
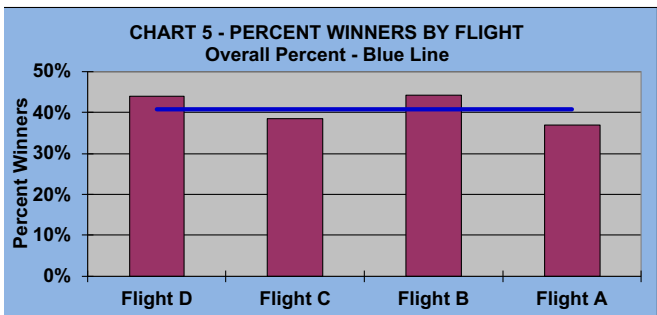
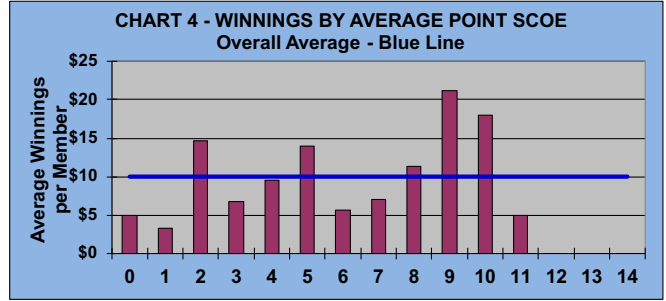
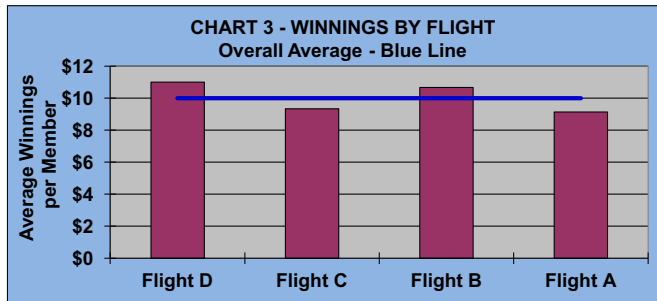
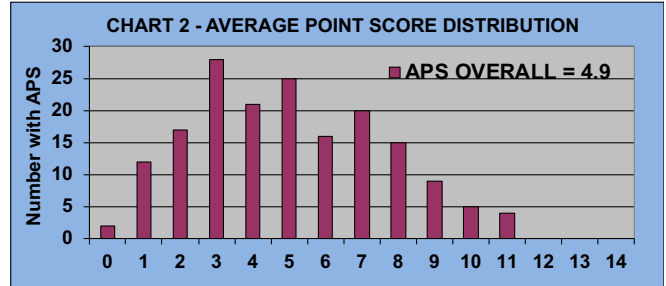
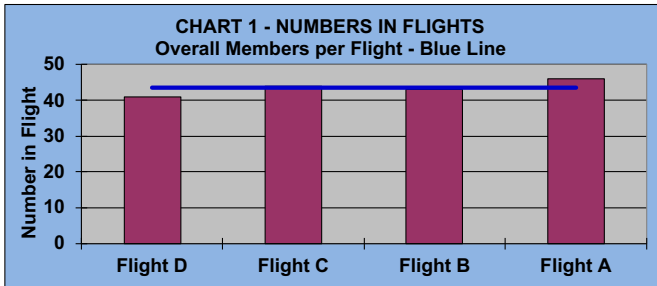
	Number of Players		Percent		\$ Allocated	\$ Won	\$ Won per Member	\$ Won per Winner	Max \$ Won	Over "Limit"	Percent Attendance
	Members (New)	Average	Winners	Winners							
Flight A	46 (3)	37	17	37%	\$444	\$420	\$9	\$25	\$40	0	80%
Flight B	43 (2)	32	19	44%	\$444	\$460	\$11	\$24	\$40	0	74%
Flight C	44 (1)	33	17	39%	\$444	\$410	\$9	\$24	\$60	0	74%
Flight D	41 (3)	26	18	44%	\$444	\$450	\$11	\$25	\$70	0	64%
<b>Total</b>	<b>174 (9)</b>	<b>128</b>	<b>71</b>	<b>41%</b>	<b>\$1,776</b>	<b>\$1,740</b>	<b>\$10</b>	<b>\$25</b>	<b>\$70</b>	<b>0</b>	<b>72%</b>


**TABLE 2**      **AVERAGE POINTS SCORED OVER QUOTA**

Running Average	Round 4
-1.27	-0.73

**TABLE 3**      **AVERAGE QUOTA**

Before Play	After Play
5.99	5.89





# YOU MUST HOLE OUT

# TO WIN A POINT

# NO GIMMIES!!!



## **GOLD AND WHITE TEES COMPARISON**

### AFTER 4 ROUNDS OF PLAY

TABLE 4  
2020 SEASON - RESULTS AFTER 4 ROUNDS OF PLAY

	Number of Members Who Play From		\$ Won		\$ Won per Member		Number of Winners		Percent Winners		Max \$ Won	
	Gold Tees	White Tees	Gold Tees	White Tees	Gold Tees	White Tees	Gold Tees	White Tees	Gold Tees	White Tees	Gold Tees	White Tees
Flight A	24	22	\$240	\$180	\$10	\$8	8	9	33%	41%	\$40	\$40
Flight B	28	15	\$230	\$230	\$8	\$15	12	7	43%	47%	\$40	\$40
Flight C	31	13	\$340	\$70	\$11	\$5	14	3	45%	23%	\$60	\$40
Flight D	28	13	\$330	\$120	\$12	\$9	12	6	43%	46%	\$70	\$40
<b>Total</b>	<b>111</b>	<b>63</b>	<b>\$1,140</b>	<b>\$600</b>	<b>\$10</b>	<b>\$10</b>	<b>46</b>	<b>25</b>	<b>41%</b>	<b>40%</b>	<b>\$70</b>	<b>\$40</b>

AVERAGE POINTS SCORED OVER QUOTA

TABLE 5	Gold Tees	White Tees
	-0.73	-0.71

AVERAGE QUOTA

TABLE 6	Gold Tees	White Tees
	5.62	6.37

CHART 7 - NUMBERS IN FLIGHTS  
Overall Members per Flight - Blue Line

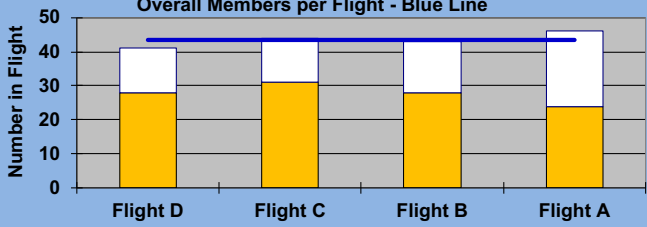


CHART 8 - AVERAGE POINT SCORE DISTRIBUTION  
Gold Tee and White Tee Members

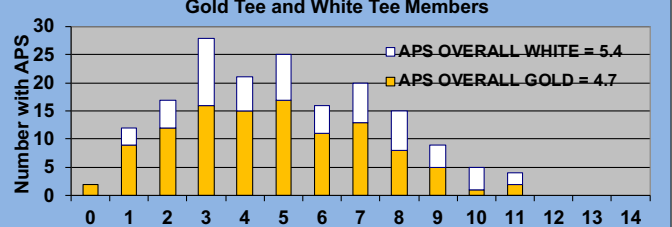


CHART 9 - WINNINGS BY FLIGHT  
Average Winnings - Blue (Overall), Gold and White Lines

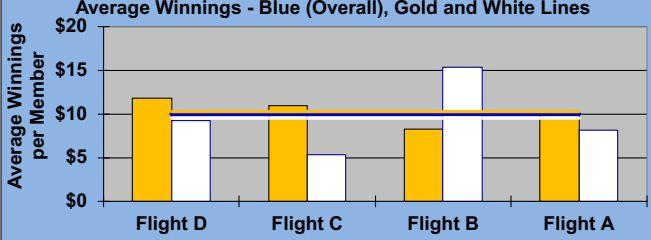


CHART 10 - WINNINGS BY AVERAGE POINT SCORE  
Average Winnings - Blue (Overall), Gold and White Lines

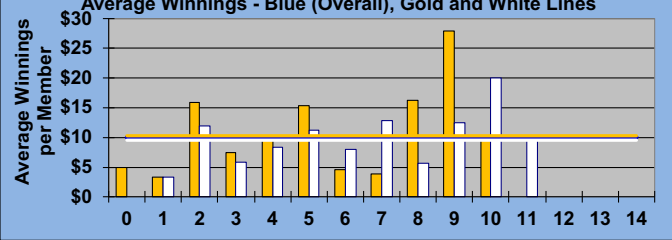


CHART 11 - PERCENT WINNERS BY FLIGHT  
Avg Prcnt Winners - Blue (Overall), Gold and White Lines

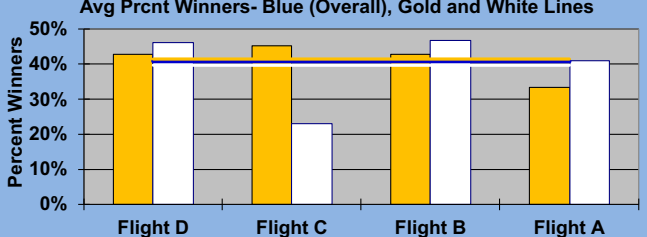
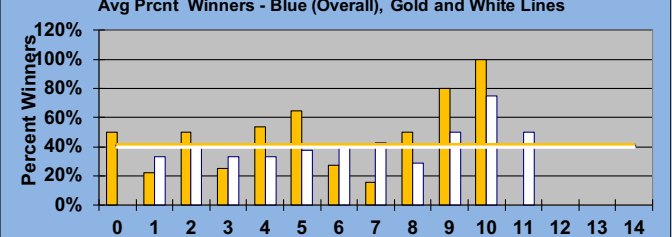


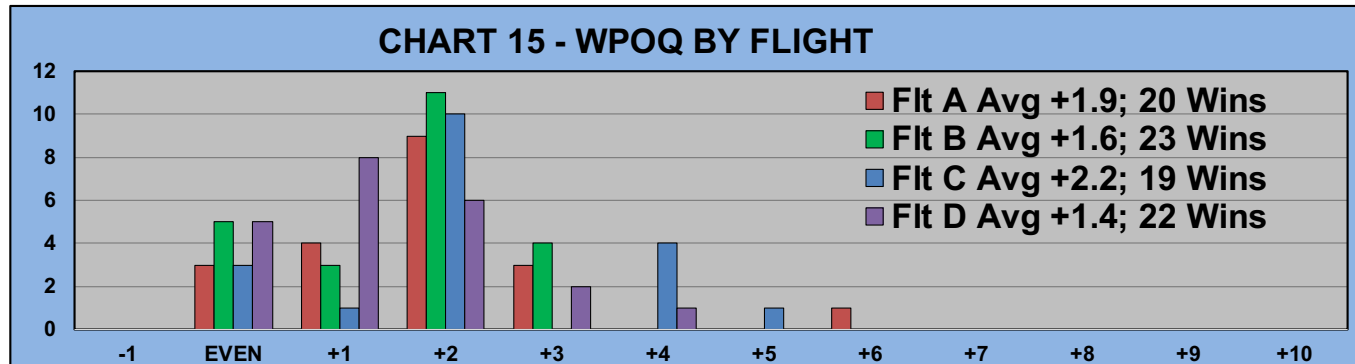
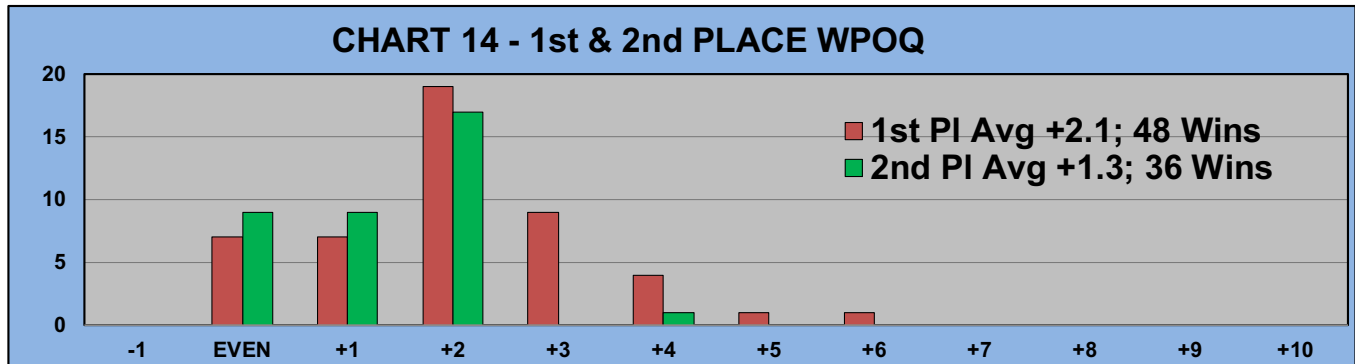
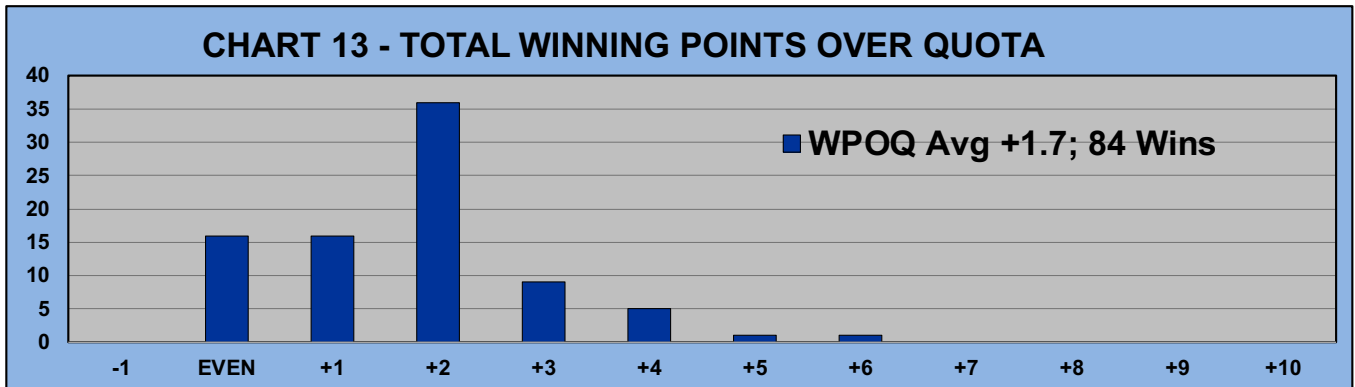
CHART 12 - PERCENT WINNERS BY AVERAGE POINT SCORE  
Avg Prcnt Winners - Blue (Overall), Gold and White Lines



# WINNING POINTS OVER QUOTA (WPOQ)



## AFTER 4 ROUNDS OF PLAY





# WINNING POINTS OVER QUOTA (WPOQ)



AFTER 4 ROUNDS OF PLAY

