


## HILLVIEW SENIOR MEN'S GOLF LEAGUE

NEXT LUNCHEON JUNE 15

36th SEASON


○○○ RAINOUT ○○○ ○○○ LAST ○○○ ○○○○ WEEK ○○○○ ○○○○○○○○○○○○○○○		ROUND 1 RESULTS ---- 5/11/22				HISTORY								
		Hillview Board 5/18 Posting		Points over Old	Points Scored	Won in 2022 **	Revised Old Quota	Minimum Point Score***	Average Point Score****	Last 3 Scores				
		New Quota*	New Flight							Quota	Recent->			
		MEMBERS				Quota	WINNERS		Front Back					
ADEY	DAVE	4	C				\$0	4	3	3.3	5	5	4	
ANDERSEN	HOWARD	8	B	-1			7	\$0	8	7	6.7	10	7	7
ANNAIAN	ROBERT	3	D	EVEN			3	\$0	3	2	2.3	2	4	3
BAJDEK	JOE	3	D	-1			2	\$0	3	2	2.5	3	3	2
BARBOSA	RICHARD	4	D	-4			0	\$0	4	3	2.6	5	3	3
BARLETTA	JOE	3	D	-3				\$0	4	3	2.9	3	3	3
BASTIANI	TONY	4	C	-3			1	\$0	4	3	4.1	4	3	3
BATTLES	RICHARD	5	C	-1			4	\$0	5	4	4.8	5	4	4
BEAUPRE	RONALD	7	C	+5	C Back	\$10		\$10	4	3	4.1	4	4	9
BEIGHLEY	JAMES	6	C	+2	C Front	\$40	7	\$40	5	4	4.2	5	6	7
BELYEA	ROBERT N	6	B	+1				\$0	6	5	5.8	6	6	7
BENTLEY	ROBERT	11	A	-10			3	\$0	13	12	10.5	12	12	12
BERRY	BILL	4	C	-1				\$0	6	5	3.6	5	5	5
BERTETTI	DAVE	2	D	-1				\$0	2	1	1.3	2	3	1
BESSONE	CARLO	7	B	-4			3	\$0	7	6	6.5	8	7	6
BLUNT	JIM	7	A					\$0	7	6	7.1	7	7	7
BONGIOVANNI	ANTHONY	2	D	+1	D Front	\$40	3	\$40	2	1	1.1	2	1	3
BOTELHO	ARTHUR	4	C	EVEN				\$0	4	3	4.8	4	3	4
BOYCE	BOB	7	B	-1				\$0	7	6	6.7	8	8	6
BRADY	BOB	7	C					\$0	7	6	4.0	9	6	6
BROWN	LARRY	4	C	-1			5	\$0	6	5	3.9	5	5	5
BROWN	RICHARD	8	A					\$0	8	7	8.6	8	8	8
BUCKLEY	JIM	4	C	-1			3	\$0	4	3	3.8	3	5	3
BURDITT	BILL	2	D	-2			0	\$0	2	1	1.6	2	1	1
BURKE	ED	11	A	EVEN				\$0	11	10	10.5	12	12	11
BURKE	HANK	10	A	-2				\$0	11	10	10.0	10	10	10
CANNON	JERRY	4	C	-4				\$0	4	3	3.2	4	3	3
CARDOZA	PAT	4	C	EVEN			5	\$0	5	4	3.7	4	4	5
CARNABUCCI	DOM	3	D					\$0	3	2	2.9	3	3	3
CARUCCI	CHARLES	6	B	-1				\$0	6	5	5.7	7	7	5
CARVER	HAROLD L	0	D	-1			0	\$0	1	0	0.4	0	0	0
CATANZANO	PAUL	7	B	-3			5	\$0	8	7	6.4	7	7	7
CAVALLARO	SEB	5	C	+1	C Front	\$10	5	\$10	4	3	4.4	3	4	5
CIACCIA	TOM	5	C	-1				\$0	5	4	4.5	5	5	4
CICCARIELLO	JOSEPH		D					\$0			2.0		1	3
CIULLA	GUS	6	C	-1			5	\$0	6	5	4.8	8	5	5
COCCHIARO	TONY	5	B					\$0	5	4	5.3	5	5	5
COLEMAN	FRANCIS	6	C					\$0	6	5	4.5	4	8	5
CONCANNON	BILL	2	D	EVEN				\$0	2	1	2.2	2	2	2
CONSTANTINE	PETER	3	D	-2				\$0	4	3	2.9	3	3	3
CORNACCHIO	ANTHONY	6	B	-3			4	\$0	7	6	5.4	7	6	6
CRANNEL	JON	8	A	-4			4	\$0	8	7	7.0	9	7	7
CREIGHTON	BOB	11	A	-5			6	\$0	11	10	10.3	12	12	10
CRISPO	JAMES	7	C	+7	C Back	\$40		\$40	4	3	3.6	3	3	11
CUOZZO	BOB	3	D	EVEN	D Front	\$10	3	\$10	3	2	2.7	2	3	3
CURRAN	DAVE	5	D	+5	D Back	\$40		\$40	2	1	2.3	2	1	7
D'ENTREMONT	ROGER	4	C	-1			4	\$0	5	4	4.8	4	4	4
DALEY	ROBERT	3	D					\$0	3	2	2.6	4	2	2
DASCOLI	ERNIE	9	A					\$0	9	8	7.8	7	7	10
DEHART	DON	6	C	-5			1	\$0	6	5	4.6	6	7	5
DEMAGGIO	DENNIS	10	A	-5				\$0	10	9	7.6	8	12	9




## HILLVIEW SENIOR MEN'S GOLF LEAGUE

NEXT LUNCHEON JUNE 15

36th SEASON



○○○ RAINOUT ○○○ ○○○ LAST ○○○ ○○○○ WEEK ○○○○ ○○○○○○○○○○○○○○○○○		ROUND 1 RESULTS ---- 5/11/22				HISTORY								
		Hillview Board 5/18 Posting		Points over Old		Points Scored		Won in 2022 **	Revised Old Quota	Minimum Point Score***	Average Point Score****	Last 3 Scores		
		New Quota*	New Flight			Quota	WINNERS					Front	Back	Adjstd Pts Recent->
		MEMBERS		Quota*	Flight	Quota	WINNERS	Front	Back	**	Quota	Score***	Score****	Recent->
DEMERS	GLENN	7	B					\$0	7	6	5.3	5	8	6
DILIEGRO	TOM	4	C	-4		1		\$0	5	4	4.7	4	4	4
DINSMORE	FRANK	13	A	+1	A Front \$20	14		\$20	13	12	12.7	12	13	14
DOHERTY	TED	4	C	-3			2	\$0	5	4	4.2	4	4	4
DORSEY	PAUL	5	C					\$0	5	4	4.4	4	4	5
DUSSAULT	RICHARD	3	D	-3			0	\$0	3	2	2.4	2	3	2
ELIAS	BOB	9	A	-3			7	\$0	10	9	9.5	9	9	9
EMDE	ROBERT	1	D					\$0	1	0	0.4	1	0	0
EMMA	SAL	1	D					\$0	1	0	0.9	1	2	1
ENOS	JIM	6	C					\$0	6	5	4.8	5	8	6
FAY	STEVE	4	C	-3			1	\$0	4	3	3.0	5	3	3
FERRARO	FRANK	8	A	-3			5	\$0	8	7	7.3	8	7	7
FILOSI	JOHN	13	A	+3	A Back \$40		15	\$40	12	11	10.8	11	11	15
FITZGERALD	DAVE	8	B	+1	B Front \$40	9		\$40	8	7	6.7	7	10	9
FITZGERALD	RAY	3	D	-3			0	\$0	3	2	2.0	4	2	2
FRANZOSA	DOM	3	D	EVEN	D Front \$10	3		\$10	3	2	2.6	3	2	3
FRANZOSA	PAT	7	B	-3			4	\$0	7	6	6.0	8	6	6
FULLERTON	PAUL	10	A	+1			11	\$0	10	9	9.1	11	9	11
GAROFANO	GARY							\$0						
GILARDI	LOU	10	A					\$0	10	9	8.3	8	12	12
GIRARD	BUD	9	A	-1		8		\$0	9	8	8.7	8	9	8
GRANEY	JOHN	4	C	-1			4	\$0	5	4	3.0	4	4	4
GRANNAN	BILL	7	B	EVEN	B Front \$10	7		\$10	7	6	6.9	8	8	7
GRENIER	BILL	7	B	+1			8	\$0	7	6	5.7	9	6	8
GUNDRUM	ED	7	B	-2			6	\$0	8	7	5.7	8	7	7
HARRINGTON	RICHARD	9	B					\$0	9	8	6.4	12	7	8
HENDERSON	RON	5	C	+1			6	\$0	5	4	4.6	5	4	6
HERB	BARRY	9	A					\$0	9	8	8.6	9	9	8
HILL	TIM	2	D	-2		0		\$0	2	1	1.8	3	1	1
HOBBY	HARRIE	8	B	+2	B Back \$20		9	\$20	7	6	6.6	8	7	9
HOOD	CHET	3	D					\$0	3	2	2.4	3	2	2
HUNT	DAVID	6	B	-1			7	\$0	8	7	5.8	7	7	7
HURTON	BRIAN	10	A	-8			4	\$0	12	11	9.1	11	11	11
JESSER	RICHARD	7	B	+2	B Back \$20		8	\$20	6	5	5.2	5	5	8
JEZOWSKI	JIM	5	C	-1			4	\$0	5	4	3.5	6	4	4
JOSEPHSON	BILL	4	C	+1			5	\$0	4	3	3.2	4	3	5
JUSTIN	JERRY	6	C					\$0	6	5	4.3	7	8	5
KAES	OTTO	8	A	-2			6	\$0	8	7	7.2	9	8	7
KEATING	BOB	9	A					\$0	9	8	7.0	6	10	8
KERRIGAN	RALPH H	8	B					\$0	8	7	6.4	8	6	9
KLOCKOW	DENNIS	2	D	-3			0	\$0	3	2	2.2	2	2	2
KWIATKOWSKI	CHESTER A	10	A	-4			7	\$0	11	10	9.4	11	11	10
LAMONTAGNE	HENRY	7	B	-2			5	\$0	7	6	6.4	7	7	6
LANKOWSKI	JAN	2	D					\$0	2	1	1.5	1	2	2
LAQUIDARA	PETER	9	B	-4			5	\$0	9	8	6.9	12	8	8
LARSON	GEORGE	13	A	-4			9	\$0	13	12	11.5	14	13	12
LASCOLA	MATT	12	A				9	\$0			10.4	12	14	11
LINEHAN	JEFF	7	B	EVEN			7	\$0	7	6	5.8	9	7	7
LOCKE	CHARLES	4	C	-3			1	\$0	4	3	3.3	5	5	3
LOGSDON	PHIL	3	C	-1			3	\$0	4	3	2.9	4	4	3
LONGO	ERNIE	9	B					\$0	9	8	6.7	11	8	8

## HILLVIEW SENIOR MEN'S GOLF LEAGUE

NEXT LUNCHEON JUNE 15

36th SEASON

○○○ RAINOUT ○○○ ○○○ LAST ○○○ ○○○○ WEEK ○○○○ ○○○○○○○○○○○○○○○○○		ROUND 1 RESULTS ---- 5/11/22					HISTORY								
		Hillview Board 5/18 Posting		Points over Old		Points Scored		Won in 2022 **	Revised Old Quota	Minimum Point Score***	Average Point Score****	Last 3 Scores			
		New Quota*	New Flight									Recent->			
		MEMBERS		Quota*	New Flight	Quota	WINNERS		Front	Back	*	Quota	Score***	Score****	1
LYNCH	DAVE	9	A	+2	A Back \$10		11	\$10	9	8	7.3	10	8	11	
MACARTHUR	KEN	9	B					\$0	9	8	6.7	7	9	11	
MACDONALD	LEONARD					5		\$0						5	
MAGUIRE	CHARLES	7	B	EVEN	B Front \$10	7		\$10	7	6	6.1	6	7	7	
MANSFIELD	RICHARD							\$0							
MARCHESE	JAMES	3	D	-1		2		\$0	3	2	2.7	3	2	2	
MARRIER	PAUL	11	A					\$0	11	10	10.1	11	11	10	
MCCORMICK	JOHN	7	B					\$0	7	6	6.5	7	7	7	
MCLELLEN	ERNIE	3	D	-1			2	\$0	3	2	2.8	3	2	2	
MERCURI	RAYMOND	7	A	-5		3		\$0	8	7	7.0	7	7	7	
MERKEL	DAVID	8	A	-4		4		\$0	8	7	7.1	8	7	7	
MILES	WALLACE R	1	D	-1			0	\$0	1	0	1.4	1	0	0	
MILOTTE	ROBERT	4	C	-1		4		\$0	5	4	4.1	4	4	4	
MORAN	JIM	3	C	-1			2	\$0	3	2	2.9	3	3	2	
MURPHY	JAMES					4		\$0						4	
MURPHY	WILLIAM	3	D					\$0	3	2	2.7	3	3	2	
NESTOR	PETER	6	B	-3		4		\$0	7	6	5.9	7	7	6	
NICHOLS	KEVIN	12	A	+1	A Front \$20	13		\$20	12	11	10.3	12	14	13	
NICIEWSKY	ROSS	6	B	-2			5	\$0	7	6	6.1	6	6	6	
NOBLE	FRANK	2	D	EVEN			2	\$0	2	1	1.4	1	1	2	
NOSEWORTHY	ED							\$0							
NYE	RAYMOND	8	B	-2			6	\$0	8	7	6.5	8	9	7	
O'CONNELL	ROC	8	B					\$0	8	7	6.7	7	9	7	
O'DONNELL	PHIL	9	A	-2		7		\$0	9	8	7.4	10	9	8	
O'KEEFE	RON	8	A	-2		6		\$0	8	7	7.4	9	7	7	
O'MEARA	FRED	1	D					\$0	1	0	0.2	1	0	0	
PENNY	AL	9	A					\$0	9	8	7.2	7	10	8	
PETERS	REGGIE	3	D			1		\$0			2.1	2	3	4	
PITHIS	STEVEN	8	A	-3			5	\$0	8	7	7.8	8	8	7	
POORE	LARRY	7	B	-4		3		\$0	7	6	5.7	6	9	6	
POPP	HAROLD	9	A	-5		4		\$0	9	8	7.5	8	10	8	
PORTADA	JOSEPH	6	C	+3			8	\$0	5	4	3.4	6	4	8	
PORTER	GLENN	8	B	-2		6		\$0	8	7	6.9	8	9	7	
POWERS	JOHN	4	C	-1			3	\$0	4	3	3.8	3	4	3	
QUIMBY	FRANK	7	B	-1			6	\$0	7	6	6.3	7	7	6	
QUINN	PHIL	4	D	+2			5	\$0	3	2	2.2	3	3	5	
REGO	RICHARD	7	B	-5		2		\$0	7	6	5.2	8	8	6	
RODENHISER	AL	5	D	+4	D Back \$10		7	\$10	3	2	2.8	4	2	7	
ROSS	GEORGE	8	A	-5		3		\$0	8	7	8.4	8	8	7	
SANCHEZ	STEVE	8	A	-1		8		\$0	9	8	8.3	8	8	8	
SAVAGEAU	RONALD	2	D	-1			1	\$0	2	1	1.3	3	2	1	
SEREVITCH	JAMES	7	B					\$0	7	6	6.4	8	7	6	
SHAW	JOHN	4	C					\$0	4	3	3.1	4	3	3	
SILVESTRO	JOHN	0	D	EVEN	D Front \$10	0		\$10	0	0	0.1	0	0	0	
SIMMONS	GARY	5	C	-2		3		\$0	5	4	4.4	5	4	4	
SMITH	ED	10	A					\$0	10	9	8.8	11	9	9	
SMITH	PAUL	6	B	EVEN	B Front \$10	7		\$10	7	6	5.6	6	6	7	
SNOW	GEORGE	8	A	-3		7		\$0	10	9	7.3	9	9	9	
STRANDBERG	ROBERT	12	A	-3		9		\$0	12	11	9.3	14	11	11	
STRATTON	RICHARD	8	B	+1			9	\$0	8	7	6.9	10	8	9	
SULLIVAN	BILL	12	A	-7		5		\$0	12	11	11.1	12	12	11	

## HILLVIEW SENIOR MEN'S GOLF LEAGUE

NEXT LUNCHEON JUNE 15

36th SEASON

○○○ RAINOUT ○○○ ○○○ LAST ○○○ ○○○○ WEEK ○○○○ ○○○○○○○○○○○○○○○○○○○		ROUND 1 RESULTS ---- 5/11/22					HISTORY							
		Hillview Board 5/18 Posting		Points over Old		Points Scored		Won in 2022 **	Revised Old Quota	Minimum Point Score***	Average Point Score****	Last 3 Scores Adjstd Pts Recent->		
		New Quota*	New Flight			Quota	WINNERS					Front	Back	Last 3 Scores Recent->
SULLIVAN	DANIEL	8	B	-2		6	\$0	8	7	6.5	10	7	7	
TAMMARO	FRANK	5	C	-2	3		\$0	5	4	4.8	5	5	4	
TAYLOR	JAMES	10	A				\$0	10	9	8.8	12	9	9	
TOMPKINS	RICHARD	5	C	+2		7	\$0	5	4	3.7	5	7	7	
TRICCA	CARL	8	B				\$0	8	7	6.2	9	7	8	
TSAKOS	NICK	5	C	+1		6	\$0	5	4	4.7	5	4	6	
VICKERS	ALFRED	1	D				\$0	1	0	1.0	1	1	1	
VIEIRA	JAMES	2	D	-1		2	\$0	3	2	1.8	2	2	2	
WALDEN	GEORGE	4	C	-1	4		\$0	5	4	3.9	5	4	4	
WALKER	BILL	6	C	EVEN	6		\$0	6	5	4.6	8	5	6	
WALL	FRANK	12	A	-4	8		\$0	12	11	9.2	14	11	11	
WALSH	TOM	9	A	-3	6		\$0	9	8	8.4	9	8	8	
WARD	CHARLES	7	B	-4	4		\$0	8	7	6.5	8	7	7	
WEINER	LAWRENCE	3	D	+1		4	\$0	3	2	2.7	3	2	4	
WHALEN	KEVIN	3	D				\$0	3	2	2.9	3	3	2	
WILDER	MARK	3	D				\$0	3	2	1.8	2	3	4	
WINSLOW	BILL	7	B				\$0	7	6	6.3	7	7	6	
WITT	FRANK	3	D	-1		2	\$0	3	2	1.8	5	2	2	
YANDELL	JAMES	2	D	-2		0	\$0	2	1	1.0	2	1	1	
ZAFFINO	GASPER	9	B				\$0	9	8	6.2	11	8	8	
							\$0							
							\$0							
							\$0							
							\$0							
							\$0							

ROUND 1	
PLAYED FRONT NINE	67
PLAYED BACK NINE	62
TOTAL PLAYERS	129

NEW MEMBERS	5
TOTAL MEMBERS	173

RAINOUT OR OPEN DATE	1
----------------------	---

WHITE TEE MEMBERS	44
GOLD TEE MEMBERS	129

AVERAGE QUOTA	6.1
APS OVERALL	5.2

\*NEW QUOTA = AVG(HGHST of LAST 3 SCRS + AVG PNT SCR)  
 \*FEWER THAN THREE SCORES - NO QUOTA  
 \*\*WINNINGS CAPPED AFTER MEMBER WINS \$130 OR MORE  
 \*\*\*MINIMUM POINT SCORE = OLD QUOTA MINUS 1  
 \*\*\*\*AVG PNT SCR - CUMULATIVE SINCE SEASON START  
 LAST SEASON'S VALUE UNTIL 4 ROUNDS ARE PLAYED

DQ = DISQUALIFIED

NEW ASSIGNED QUOTA FLIGHT
------------------------------

WINNERS TO DATE 20

GOLF PRIZES TO DATE 20

TEE CHOSEN FOR SEASON	WHITE			MUST PLAY FROM WHITE TEES	
	GOLD			MUST PLAY FROM GOLD TEES	YOU MUST PLAY YOUR TEE EVEN IF OTHERS IN GROUP PLAY OTHER TEE

DQ1 Wrong Nine || DQ2 Wrong Tee || DQ3 Wrong Scorecard Side || DQ4 No Full Last Names || DQ5 No Date or Signature || DQ6 Other

# WELCOME TO THE



36th

## SEASON

 <b>FLIGHT A</b> 42 MEMBERS 	<b>ROUND 1 WINNERS</b>	
	<b>FRONT NINE</b>	<b>BACK NINE</b>
	<b>20 MEMBERS PLAYED</b> +1 WON \$20 FRANK DINSMORE \$20 KEVIN NICHOLS \$20	<b>12 MEMBERS PLAYED</b> +3 WON \$40    +2 WON \$10 JOHN FILOSI \$40 DAVE LYNCH \$10
	<b>15 MEMBERS PLAYED</b> +1 WON \$40    EVEN WON \$10 DAVE FITZGERALD \$40 BILL GRANNAN \$10 CHARLES MAGUIRE \$10 PAUL SMITH \$10	<b>15 MEMBERS PLAYED</b> +2 WON \$20 HARRIE HOBBY \$20 RICHARD JESSER \$20
	<b>18 MEMBERS PLAYED</b> +2 WON \$40    +1 WON \$10 JAMES BEIGHLEY \$40 SEB CAVALLARO \$10	<b>17 MEMBERS PLAYED</b> +7 WON \$40    +5 WON \$10 RONALD BEAUPRE \$10 JAMES CRISPO \$40
	<b>12 MEMBERS PLAYED</b> +1 WON \$40    EVEN WON \$10 ANTHONY BONGIOVANNI \$40 BOB CUOZZO \$10 DOM FRANZOSA \$10 JOHN SILVESTRO \$10	<b>18 MEMBERS PLAYED</b> +5 WON \$40    +4 WON \$10 DAVE CURRAN \$40 AL RODENHISER \$10
	<b>MAY 11, 2022</b>	<b>36th SEASON</b>
	<b>129 OUT OF 173 MEMBERS PLAYED &gt;=50% OF ROUNDS</b>	
	<b>12% (20) OF MEMBERS WON 20 GOLF PRIZES</b>	

# WELCOME TO THE



## 36th

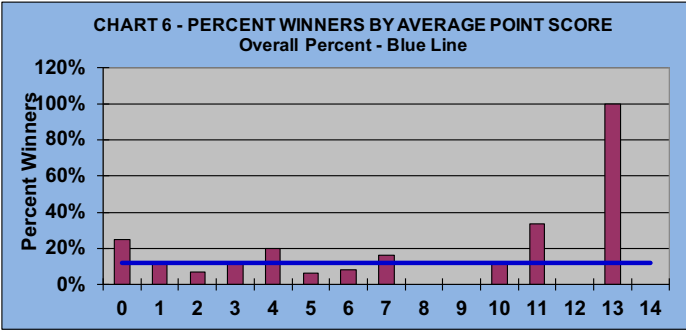
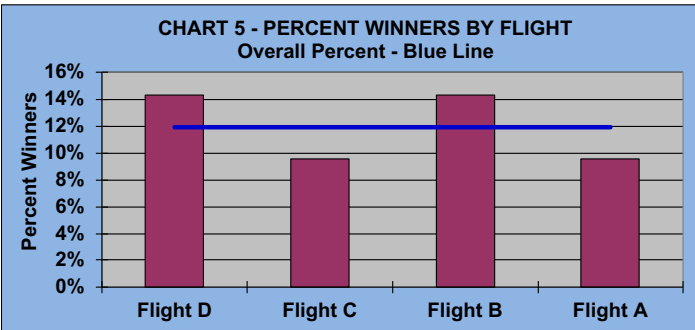
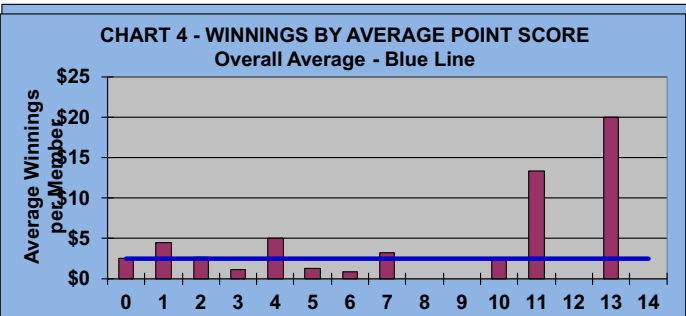
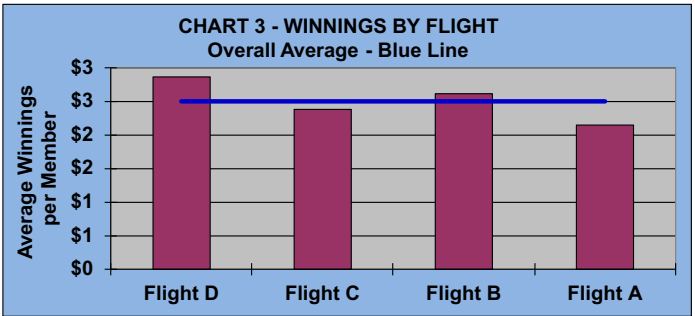
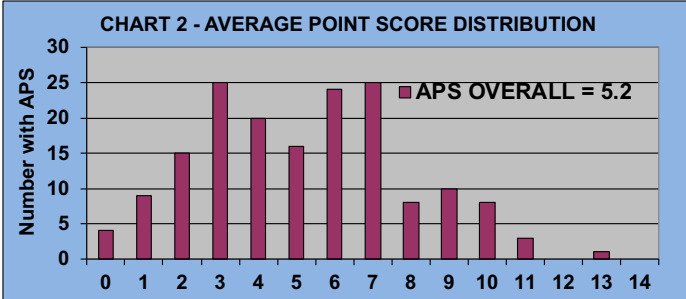
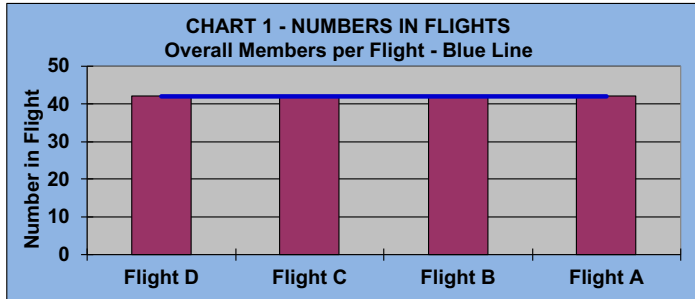
## SEASON

### LEAGUE STATISTICS AFTER 1 ROUND OF PLAY

	Number of Players				\$ Allocated	\$ Won	\$ Won per Member	\$ Won per Winner	Max \$ Won	Over "Limit"	Percent Attendance
	Members (New)	Average	Winners	Percent Winners							
Flight A	42 (0)	32	4	10%	\$104	\$90	\$2	\$23	\$40	0	76%
Flight B	42 (0)	30	6	14%	\$104	\$110	\$3	\$18	\$40	0	71%
Flight C	42 (0)	35	4	10%	\$104	\$100	\$2	\$25	\$40	0	83%
Flight D	42 (0)	30	6	14%	\$104	\$120	\$3	\$20	\$40	0	71%
<b>Total</b>	<b>168 (0)</b>	<b>127</b>	<b>20</b>	<b>12%</b>	<b>\$416</b>	<b>\$420</b>	<b>\$3</b>	<b>\$21</b>	<b>\$40</b>	<b>0</b>	<b>75%</b>

Running Average	Round 1
-1.38	-1.38

Before Play	After Play
6.18	6.08



# WELCOME TO THE



## 36th

## SEASON

### GOLD AND WHITE TEES COMPARISON AFTER 1 ROUND OF PLAY

**TABLE 4**  
2022 SEASON - RESULTS AFTER 1 ROUNDS OF PLAY

	Number of Members Who Play From		\$ Won		\$ Won per Member		Number of Winners		Percent Winners		Max \$ Won	
	Gold Tees	White Tees	Gold Tees	White Tees	Gold Tees	White Tees	Gold Tees	White Tees	Gold Tees	White Tees	Gold Tees	White Tees
	Flight A	27	15	\$70	\$20	\$3	\$1	3	1	11%	7%	\$40
Flight B	33	9	\$60	\$50	\$2	\$6	4	2	12%	22%	\$20	\$40
Flight C	31	11	\$100	\$0	\$3	\$0	4	0	13%	0%	\$40	\$0
Flight D	37	5	\$100	\$20	\$3	\$4	4	2	11%	40%	\$40	\$10
<b>Total</b>	<b>128</b>	<b>40</b>	<b>\$330</b>	<b>\$90</b>	<b>\$3</b>	<b>\$2</b>	<b>15</b>	<b>5</b>	<b>12%</b>	<b>13%</b>	<b>\$40</b>	<b>\$40</b>

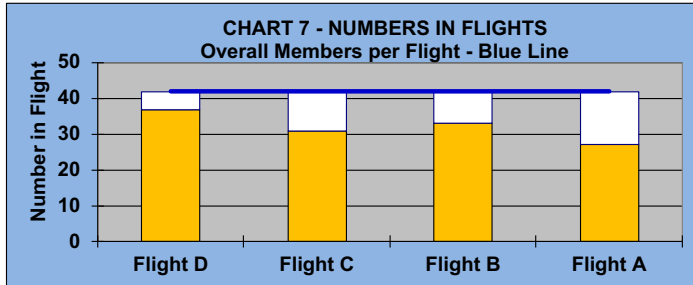
**AVERAGE POINTS SCORED OVER QUOTA**

TABLE 5	Gold Tees	White Tees
	-1.27	-1.71

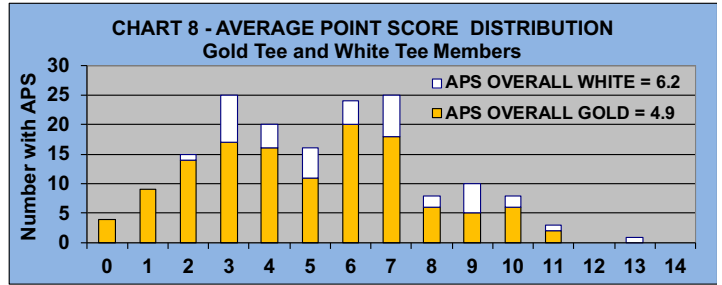
**AVERAGE QUOTA**

TABLE 6	Gold Tees	White Tees
	5.79	7.00

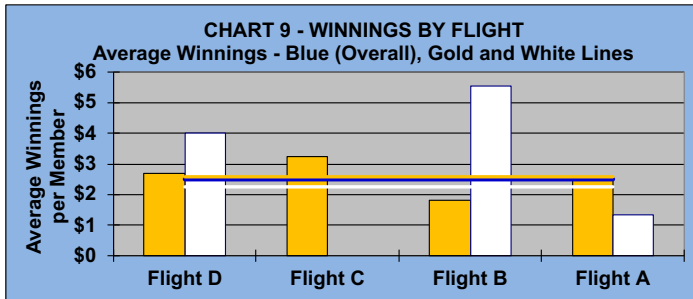
**CHART 7 - NUMBERS IN FLIGHTS**  
Overall Members per Flight - Blue Line



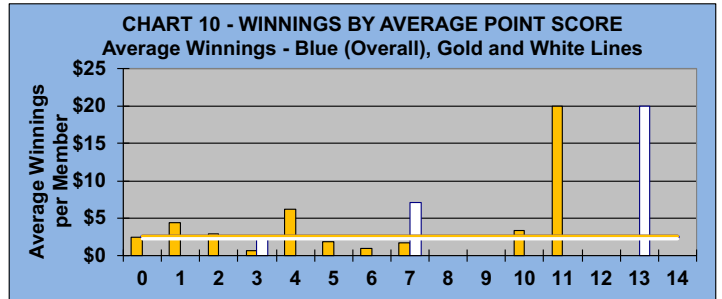
**CHART 8 - AVERAGE POINT SCORE DISTRIBUTION**  
Gold Tee and White Tee Members



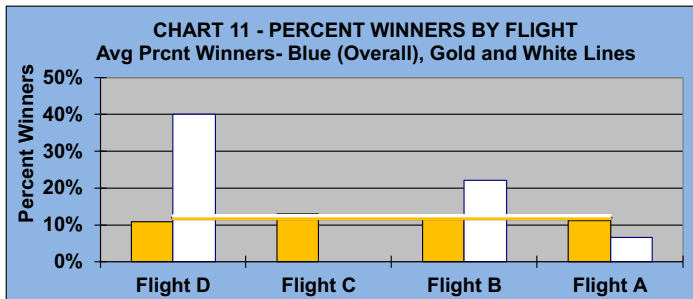
**CHART 9 - WINNINGS BY FLIGHT**  
Average Winnings - Blue (Overall), Gold and White Lines



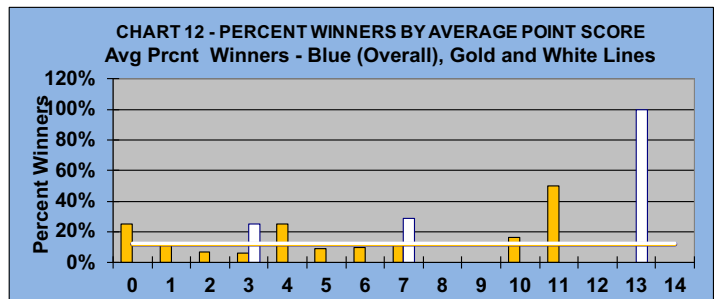
**CHART 10 - WINNINGS BY AVERAGE POINT SCORE**  
Average Winnings - Blue (Overall), Gold and White Lines



**CHART 11 - PERCENT WINNERS BY FLIGHT**  
Avg Prctt Winners - Blue (Overall), Gold and White Lines



**CHART 12 - PERCENT WINNERS BY AVERAGE POINT SCORE**  
Avg Prctt Winners - Blue (Overall), Gold and White Lines



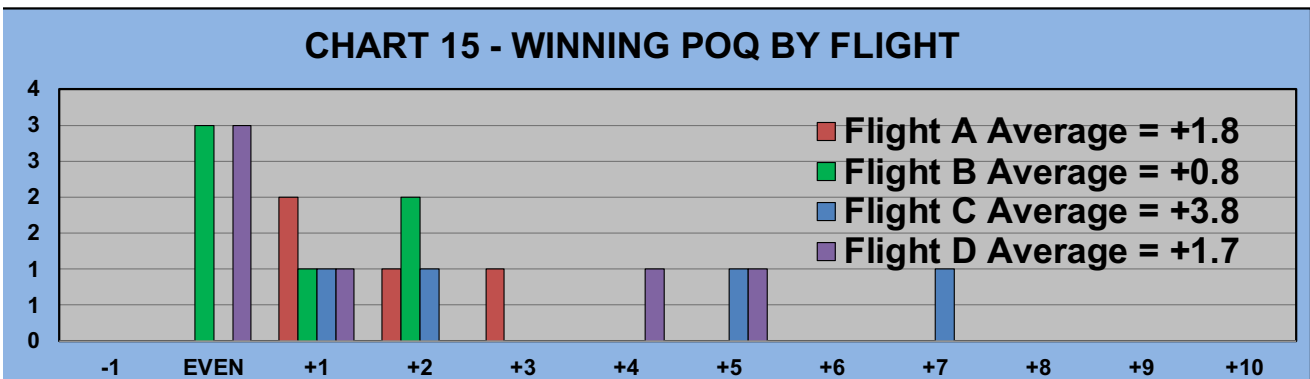
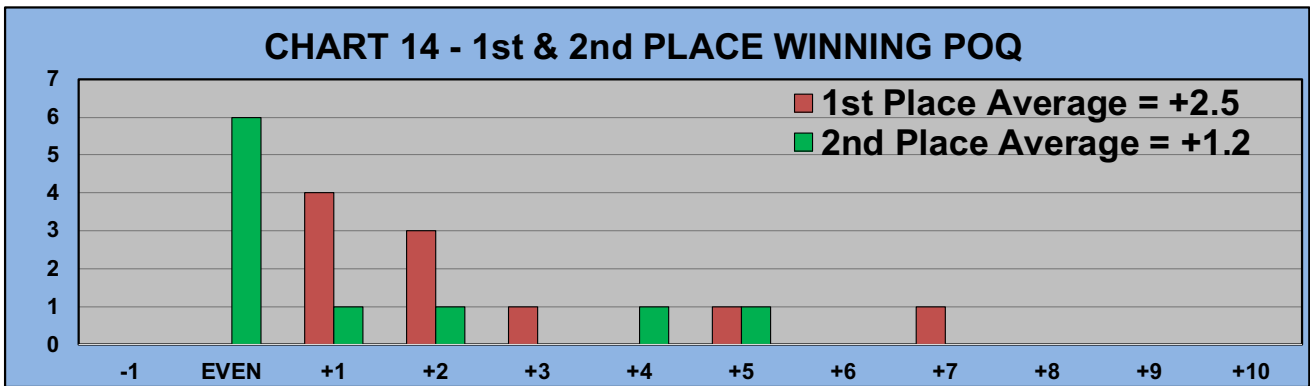
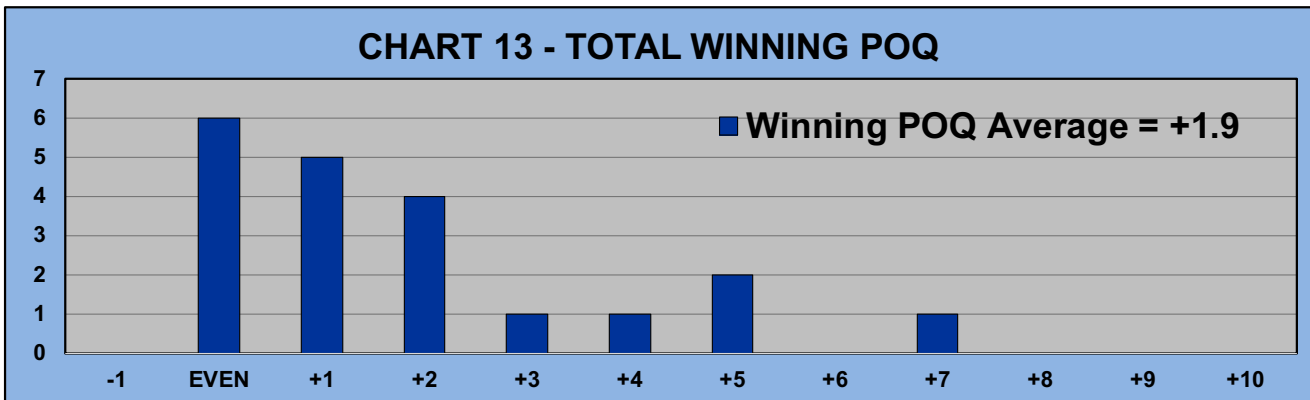
## WINNING POINTS



## OVER QUOTA (POQ)



### AFTER 1 ROUND OF PLAY





## WINNING POINTS OVER QUOTA (POQ) AFTER 1 ROUND OF PLAY

