



HILLVIEW SENIOR MEN'S GOLF LEAGUE


NEXT LUNCHEON NEXT YEAR 36th SEASON

MEMBERS		ROUND 20 RESULTS ---- 9/21/22				HISTORY								
		New Quota*	Assigned Flight	Points over Old Quota	WINNERS 	Points Scored		Won in 2022 **	Old Quota	Minimum Point Score***	Average Point Score****	Last 3 Scores		
						Front	Back					Adjstd Pts	Recent->	Recent->
ADEY	DAVE	5	C					\$10	5	4	3.7	6	7	4
ANDERSEN	HOWARD	9	A	-2		8		\$80	10	9	8.0	9	10	9
ANNAIAN	ROBERT	2	D	EVEN		2		\$10	2	1	2.0	2	2	2
BAJDEK	JOE	5	D					\$120	5	4	3.5	7	4	7
BARBOSA	RICHARD	3	D	EVEN			3	\$70	3	2	2.3	2	4	3
BARLETTA	JOE	1	D	-1		1		\$60	2	1	1.3	1	1	1
BASTIANI	TONY	7	D					\$150	7	6	5.6	8	6	6
BATTLES	RICHARD	5	B	EVEN			5	\$50	5	4	4.9	6	4	5
BEAUPRE	RONALD	7	B	EVEN		7		\$70	7	6	5.6	9	6	7
BEIGHLEY	JAMES	6	C					\$70	6	5	4.7	8	5	5
BELYEA	ROBERT N	7	B	-3		6		\$90	9	8	6.8	8	8	8
BENTLEY	ROBERT	12	A					\$150	12	11	9.4	13	15	11
BERRY	BILL	4	C	-2		3		\$40	5	4	3.1	4	5	4
BERTETTI	DAVE	2	D					\$50	2	1	1.5	2	2	1
BESSONE	CARLO	9	B	+1			9	\$100	8	7	6.0	11	7	9
BLUNT	JIM	7	A					\$0	7	6	7.1	7	7	7
BONGIOVANNI	ANTHONY	2	D	-1			1	\$60	2	1	1.2	1	3	1
BOTELHO	ARTHUR	6	B	+1		7		\$30	6	5	5.2	6	5	7
BOYCE	BOB	8	C	+1	C Front	\$10	9	\$120	8	7	6.2	7	7	9
BROWN	LARRY	5	C	EVEN			5	\$10	5	4	4.8	5	4	5
BROWN	RICHARD	9	A	EVEN		9		\$70	9	8	7.3	10	8	9
BUCKLEY	JIM	5	C	+1	C Back	\$10		\$70	5	4	4.9	4	5	6
BURDITT	BILL	2	D	+1		2		\$10	1	0	1.1	0	0	2
BURKE	ED	11	A	+2	A Front	\$20	12	\$60	10	9	9.9	10	10	12
BURKE	HANK	11	A	+2	A Front	\$20	13	\$50	11	10	9.6	9	12	13
CANNON	JERRY	6	C					\$90	6	5	2.9	9	5	5
CARDOZA	PAT	4	C	-4			0	\$80	4	3	3.2	5	5	3
CARNABUCCI	DOM	3	D					\$10	3	2	2.9	3	3	4
CARUCCI	CHARLES	5	B					\$10	5	4	5.1	5	5	5
CARVER	HAROLD L	1	D	+2	D Back	\$20	2	\$40	0	0	0.5	0	0	2
CATANZANO	PAUL	8	B	+1		9		\$70	8	7	7.9	9	8	9
CAVALLARO	SEB	3	C	-1			3	\$60	4	3	3.6	3	3	3
CIACCIA	TOM	5	C	-2		3		\$50	5	4	4.5	5	4	4
CICCARIELLO	JOSEPH	4	D					\$40	4	3	3.1	5	3	3
CIULLA	GUS	4	C					\$10	4	3	3.6	3	3	4
COCCHIARO	TONY	6	B	-1			5	\$60	6	5	5.1	6	6	5
COLEMAN	FRANCIS	6	C	-2			5	\$0	7	6	5.3	6	6	6
CONCANNON	BILL	2	D	EVEN		2		\$0	2	1	1.3	1	1	2
CONSTANTINE	PETER	5	D					\$80	5	4	2.5	4	8	4
CORNACCHIO	ANTHONY	7	B	-6			1	\$110	7	6	6.1	8	6	6
CRANNEL	JON	8	A	-2			7	\$90	9	8	7.9	9	9	8
CREIGHTON	BOB	12	A	-2			10	\$110	12	11	10.1	14	12	11
CRISPO	JAMES	6	C	-3		3		\$60	6	5	4.8	7	7	5
CUOZZO	BOB	7	C	-2			5	\$90	7	6	4.4	9	6	6
CURRAN	DAVE	4	C					\$100	4	3	3.6	4	4	5
D'ENTREMONT	ROGER	5	C					\$20	5	4	4.1	6	6	6
DALEY	ROBERT	2	D	EVEN			2	\$50	2	1	1.5	2	1	2
DASCOLI	ERNIE	10	A	+1		11		\$130	10	9	8.7	10	12	11
DEHART	DON	5	C					\$0	5	4	4.7	5	6	5
DEMAGGIO	DENNIS	8	A	EVEN		8		\$40	8	7	6.9	9	8	8

HILLVIEW SENIOR MEN'S GOLF LEAGUE

NEXT LUNCHEON NEXT YEAR 36th SEASON

MEMBERS		ROUND 20 RESULTS ---- 9/21/22				HISTORY								
		New Quota*	Assigned Flight	Points over Old Quota	WINNERS 	Points Scored		Won in 2022 **	Old Quota	Minimum Point Score***	Average Point Score****	Last 3 Scores		
						Front	Back					Adjstd Pts	Recent->	Recent->
DEMERS	GLENN	6	B					\$10	6	5	4.7	6	7	5
DILIEGRO	TOM	4	D					\$70	4	3	2.9	6	3	4
DINSMORE	FRANK	12	A	-1			11	\$30	12	11	11.0	11	12	11
DOHERTY	TED	5	C					\$50	5	4	3.4	7	4	4
DORSEY	PAUL	5	C	+1	C Back	\$10		\$10	5	4	3.8	4	6	6
DUSSAULT	RICHARD	3	C					\$90	3	2	2.5	2	3	2
ELIAS	BOB	11	A	+1			12	\$100	11	10	9.1	9	13	12
EMDE	ROBERT	1	D					\$10	1	0	0.4	0	1	0
EMMA	SAL	2	D					\$50	2	1	1.3	2	3	2
FAY	STEVE	4	D	EVEN			4	\$60	4	3	3.4	4	4	4
FERRARO	FRANK	7	B	+1			8	\$60	7	6	6.9	8	7	8
FILOSI	JOHN	12	A	EVEN			12	\$100	12	11	10.9	13	11	12
FITZGERALD	DAVE	8	A	EVEN			9	\$60	9	8	7.6	8	8	9
FITZGERALD	RAY	3	D	+2	D Back	\$20		\$50	2	1	1.4	1	2	4
FRANZOSA	DOM	2	D	-1			1	\$20	2	1	1.4	2	1	1
FRANZOSA	PAT	5	B	-2			3	\$40	5	4	4.8	6	6	4
FULLERTON	PAUL	11	A	-2			10	\$60	12	11	10.5	11	12	11
GAROFANO	GARY	3	C					\$0	3	2	2.7	4	3	2
GILARDI	LOU	7	A	EVEN			7	\$60	7	6	6.7	8	8	7
GIRARD	BUD	11	A					\$40	11	10	10.6	12	10	12
GRANEY	JOHN	3	D	EVEN			3	\$30	3	2	2.5	3	2	3
GRANNAN	BILL	10	B	+2	B Back	\$10	8	\$50	9	8	8.0	8	8	11
GRENIER	BILL	8	A	+1			8	\$70	7	6	7.0	7	7	8
GUNDRUM	ED	8	B	+3	B Front	\$20	10	\$80	7	6	6.6	7	7	10
HARRINGTON	RICHARD	6	B					\$0	6	5	5.4	6	6	5
HENDERSON	RON	6	C	+2	C Front	\$40	7	\$120	5	4	4.8	6	5	7
HERB	BARRY	10	A	-1			9	\$60	10	9	8.8	11	10	9
HILL	TIM	3	D					\$100	3	2	1.8	4	2	2
HOBBY	HARRIE	8	B	-2			6	\$120	8	7	6.6	6	9	7
HUNT	DAVID	8	B	-5			5	\$110	10	9	6.6	9	9	9
HURTON	BRIAN	8	B	-4			4	\$30	8	7	6.4	7	9	7
JESSER	RICHARD	6	B	-1			5	\$60	6	5	4.9	4	7	5
JEZOWSKI	JIM	5	C				DQ5	\$10	5	4	3.9	5	5	6
JOSEPHSON	BILL	5	C	-3			2	\$50	5	4	4.3	5	5	4
JUSTIN	JERRY	7	C					\$60	7	6	5.2	9	6	6
KAES	OTTO	8	A	-2			7	\$120	9	8	7.5	8	8	8
KEATING	BOB	9	A					\$0	9	8	7.0	6	10	8
KERRIGAN	RALPH H	4	B	-3			1	\$0	4	3	3.0	4	4	3
KLOCKOW	DENNIS	2	D	+1	D Front	\$20	3	\$60	2	1	1.9	3	3	3
KWIATKOWSKI	CHESTER A	8	A	EVEN			8	\$100	8	7	7.3	9	8	8
LAMONTAGNE	HENRY	9	A					\$30	9	8	8.0	9	8	10
LANKOWSKI	JAN	3	D	+1	D Front	\$20	4	\$70	3	2	2.7	3	4	4
LAQUIDARA	PETER	8	A	+1			9	\$70	8	7	7.1	8	8	9
LARSON	GEORGE	12	A	EVEN			12	\$50	12	11	11.6	12	13	12
LASCOLA	MATT	10	A	-3			7	\$50	10	9	9.2	10	10	9
LINEHAN	JEFF	8	B	EVEN			8	\$120	8	7	6.6	7	9	8
LOCKE	CHARLES	3	C	-1			3	\$30	4	3	2.8	3	3	3
LOGSDON	PHIL	3	D					\$80	3	2	2.9	4	4	3
LYNCH	DAVE	8	A					\$20	8	7	7.2	7	7	9
MACARTHUR	KEN	9	B					\$0	9	8	6.7	9	11	8

MEMBERS		ROUND 20 RESULTS ---- 9/21/22				HISTORY								
		New Quota*	Assigned Flight	Points over Old Quota	 WINNERS	Points Scored		Won in 2022 **	Old Quota	Minimum Point Score***	Average Point Score****	Last 3 Scores		
						Front	Back					Adjstd Pts	Recent->	Recent->
MACDONALD	LEONARD	7	C	-1			6	\$60	7	6	4.6	9	6	6
MAGUIRE	CHARLES	8	B	-1			7	\$70	8	7	6.5	10	7	7
MANSFIELD	RICHARD	4	C	-4		0		\$50	4	3	3.4	4	5	3
MARCHESE	JAMES	3	D					\$100	3	2	2.5	2	4	2
MARRIER	PAUL	10	A					\$40	10	9	10.2	10	10	10
MCCORMICK	JOHN	9	B	+3	B Front \$20	11		\$90	8	7	7.0	8	9	11
MCLELLEN	ERNIE	3	D	-2		1		\$60	3	2	2.4	3	3	2
MERCURI	RAYMOND	7	B	EVEN			7	\$30	7	6	6.6	6	8	7
MERKEL	DAVID	8	C					\$40	8	7	6.8	7	8	9
MILES	WALLACE R	1	D	+1	D Front \$20	1		\$30	0	0	0.7	0	0	1
MILOTTE	ROBERT	5	C			DQ5		\$10	5	4	4.4	5	6	4
MORAN	JIM	2	D					\$20	2	1	1.8	2	2	2
MURPHY	JAMES	11	C	-4			7	\$130	11	10	7.4	14	10	10
MURPHY	WILLIAM	3	D					\$20	3	2	2.0	2	2	4
NESTOR	PETER	6	C			DQ4		\$80	6	5	5.5	7	7	7
NICHOLS	KEVIN	11	A	EVEN			11	\$30	11	10	10.1	10	10	11
NICIEWSKY	ROSS	6	B	-1		5		\$30	6	5	5.6	7	5	5
NOBLE	FRANK	3	D	+1	D Front \$20	3		\$80	2	1	2.6	2	2	3
NOSEWORTHY	ED	5	C	-4		1		\$40	5	4	4.2	6	6	4
NYE	RAYMOND	7	B	+1			8	\$70	7	6	6.9	7	7	8
O'CONNELL	ROC	7	B	EVEN			7	\$30	7	6	6.6	8	8	7
O'DONNELL	PHIL	8	A	-2			6	\$20	8	7	7.8	9	9	7
O'KEEFE	RON	7	B	+3	B Back \$40		8	\$50	5	4	5.6	5	5	8
O'MEARA	FRED	1	D					\$0	1	0	0.2	1	0	0
PENNY	AL	5	A	-1			4	\$0	5	4	4.4	5	4	4
PETERS	REGGIE	2	D			DQ4		\$110	2	1	1.7	2	1	3
PITHIS	STEVEN	7	C	-4			3	\$100	7	6	5.1	6	8	6
POORE	LARRY	7	B					\$30	7	6	5.4	6	9	6
POPP	HAROLD	8	A	+1	A Back \$20		9	\$50	8	7	7.8	7	8	9
PORTADA	JOSEPH	5	A	+1			6	\$50	5	4	4.6	5	5	6
PORTER	GLENN	6	B					\$0	6	5	5.1	7	7	6
POWERS	JOHN	4	D					\$110	4	3	2.9	3	4	5
QUIMBY	FRANK	8	B	+2			9	\$20	7	6	6.3	7	6	9
QUINN	PHIL	5	C	-1			4	\$40	5	4	4.1	4	6	4
REGO	RICHARD	6	C	-3			3	\$20	6	5	5.4	7	7	5
RODENHISER	AL	6	B	+1			7	\$60	6	5	4.4	5	5	7
ROSS	GEORGE	9	C	+2	C Back \$40		10	\$160	8	7	7.1	8	10	10
SANCHEZ	STEVE	8	A	-2			6	\$50	8	7	7.6	7	9	7
SAVAGEAU	RONALD	0	D	EVEN			0	\$10	0	0	0.6	0	0	0
SEREVITCH	JAMES	8	A	-1			7	\$50	8	7	7.2	7	9	7
SHAW	JOHN	4	C					\$20	4	3	3.0	3	5	3
SILVESTRO	JOHN	0	D	-1			0	\$70	1	0	0.2	0	0	0
SIMMONS	GARY	6	B	-4			2	\$60	6	5	5.1	5	6	5
SMITH	ED	10	A	+1			11	\$50	10	9	9.4	10	10	11
SMITH	PAUL	7	B	-3				\$70	8	7	6.4	7	7	7
SNOW	GEORGE	9	B					\$60	9	8	7.2	9	7	10
STRANDBERG	ROBERT	10	A					\$10	10	9	9.2	11	9	9
STRATTON	RICHARD	8	A	-4			4	\$20	8	7	6.8	10	8	7
SULLIVAN	BILL	10	B	-3				\$80	11	10	8.8	11	10	10
SULLIVAN	DANIEL	7	B					\$30	7	6	6.1	7	6	6
TAMMARO	FRANK	5	C	EVEN			5	\$50	5	4	3.8	3	6	5

HILLVIEW SENIOR MEN'S GOLF LEAGUE

NEXT LUNCHEON NEXT YEAR 36th SEASON

MEMBERS		ROUND 20 RESULTS ---- 9/21/22				HISTORY											
		New Quota*	Assigned Flight	Points over Old Quota	Points Scored	Points in 2022 **	Old Quota	Minimum Point Score***	Average Point Score****	Last 3 Scores							
										Front	Back	Adjstd Pts					
TAYLOR	JAMES	10	A					\$60	10	9	8.5	11	9	9			
TOMPKINS	RICHARD	5	C	-4		2		\$60	6	5	4.0	5	5	5			
TRICCA	CARL	5	B	-3		2		\$30	5	4	4.6	6	5	4			
TSAKOS	NICK	4	C					\$0	4	3	3.5	4	3	3			
VICKERS	ALFRED	1	D					\$10	1	0	0.7	1	0	1			
VIEIRA	JAMES	2	D	+1	D Front \$20	3		\$40	2	1	1.7	3	2	3			
WALDEN	GEORGE	5	B	+1			6	\$30	5	4	3.9	5	5	6			
WALKER	BILL	6	A					\$20	6	5	6.0	6	6	6			
WALL	FRANK	9	A	-1			8	\$40	9	8	8.7	10	9	8			
WALSH	TOM	9	A	+1	A Back \$20		10	\$70	9	8	7.9	8	11	10			
WARD	CHARLES	6	B	-2			4	\$30	6	5	5.6	7	7	5			
WEINER	LAWRENCE	4	C	-2		3		\$50	5	4	3.3	4	4	4			
WHALEN	KEVIN	3	D					\$20	3	2	2.4	4	3	2			
WILDER	MARK	1	D	-1		0		\$30	1	0	1.5	1	1	0			
WINSLOW	BILL	7	B	+1		7		\$20	6	5	6.2	6	6	7			
WITT	FRANK	1	D	-1		0		\$0	1	0	0.8	0	1	0			
YANDELL	JAMES	2	D	-2		1		\$60	3	2	1.1	2	2	2			
								\$0									
								\$0									
								\$0									
								\$0									
								\$0									

ROUND 20		NEW MEMBERS	5
PLAYED FRONT NINE	60	TOTAL MEMBERS	168
PLAYED BACK NINE	58		
TOTAL PLAYERS	118	RAINOUT or OPEN DATE	1

WHITE TEE MEMBERS	44	AVERAGE QUOTA	6.0
GOLD TEE MEMBERS	124	APS OVERALL	5.1

*NEW QUOTA = AVG(HGHST of LAST 3 SCRS + AVG PNT SCR)
 *FEWER THAN THREE SCORES - NO QUOTA
 **WINNINGS CAPPED AFTER MEMBER WINS \$130 OR MORE
 ***MINIMUM POINT SCORE = OLD QUOTA MINUS 1
 ****AVG PNT SCR - CUMULATIVE SINCE SEASON START
 LAST SEASON'S VALUE UNTIL 4 ROUNDS ARE PLAYED

DQ = DISQUALIFIED NEW QUOTA ASSIGNED FLIGHT WINNERS TO DATE 154 GOLF PRIZES TO DATE 432

TEE CHOSEN FOR SEASON WHITE GOLD MUST PLAY FROM WHITE TEES MUST PLAY FROM GOLD TEES YOU MUST PLAY YOUR TEE EVEN IF OTHERS IN GROUP PLAY OTHER TEE

Q1 Wrong Nine || DQ2 Wrong Tee || DQ3 Wrong Scorecard Side || DQ4 No Full Last Names || DQ5 No Date or Signature || DQ6 Other

YOU MUST HOLE OUT

TO WIN A POINT

NO GIMMIES!!!



ROUND 20 WINNERS	
FRONT NINE	BACK NINE
<p>★ ★ ★ ★ ★</p> <p>FLIGHT A 42 MEMBERS</p> <p>★ ★ ★ ★ ★</p>	<p>17 MEMBERS PLAYED +2 WON \$20 ED BURKE \$20 HANK BURKE \$20</p>
<p>★ ★ ★ ★ ★</p> <p>FLIGHT B 42 MEMBERS</p> <p>★ ★ ★ ★ ★</p>	<p>15 MEMBERS PLAYED +1 WON \$20 HAROLD POPP \$20 TOM WALSH \$20</p>
<p>★ ★ ★ ★ ★</p> <p>FLIGHT C 42 MEMBERS</p> <p>★ ★ ★ ★ ★</p>	<p>16 MEMBERS PLAYED +3 WON \$20 ED GUNDRUM \$20 JOHN MCCORMICK \$20</p>
<p>★ ★ ★ ★ ★</p> <p>FLIGHT D 42 MEMBERS</p> <p>★ ★ ★ ★ ★</p>	<p>18 MEMBERS PLAYED +3 WON \$40 +2 WON \$10 BILL GRANNAN \$10 RON O'KEEFE \$40</p>
<p>★ ★ ★ ★ ★</p> <p>FLIGHT A 42 MEMBERS</p> <p>★ ★ ★ ★ ★</p>	<p>12 MEMBERS PLAYED +2 WON \$40 +1 WON \$10 BOB BOYCE \$10 RON HENDERSON \$40</p>
<p>★ ★ ★ ★ ★</p> <p>FLIGHT B 42 MEMBERS</p> <p>★ ★ ★ ★ ★</p>	<p>16 MEMBERS PLAYED +2 WON \$40 +1 WON \$10 JIM BUCKLEY \$10 PAUL DORSEY \$10 GEORGE ROSS \$40</p>
<p>★ ★ ★ ★ ★</p> <p>FLIGHT C 42 MEMBERS</p> <p>★ ★ ★ ★ ★</p>	<p>15 MEMBERS PLAYED +1 WON \$20 DENNIS KLOCKOW \$20 JAN LANKOWSKI \$20 WALLACE R MILES \$20 FRANK NOBLE \$20 JAMES VIEIRA \$20</p>
<p>★ ★ ★ ★ ★</p> <p>FLIGHT D 42 MEMBERS</p> <p>★ ★ ★ ★ ★</p>	<p>9 MEMBERS PLAYED +2 WON \$20 HAROLD L CARVER \$20 RAY FITZGERALD \$20</p>
<p>★ ★ ★ ★ ★</p>	<p>SEPTEMBER 21, 2022</p>
<p>★ ★ ★ ★ ★</p>	<p>36th SEASON</p>
<p>153 OUT OF 168 MEMBERS PLAYED >=50% OF ROUNDS</p>	
<p>92% (154) OF MEMBERS WON 432 GOLF PRIZES</p>	



YOU MUST HOLE OUT

TO WIN A POINT



NO GIMMIES!!!

LEAGUE STATISTICS AFTER 20 ROUNDS OF PLAY

TABLE 1
2022 SEASON - RESULTS AFTER 20 ROUNDS OF PLAY

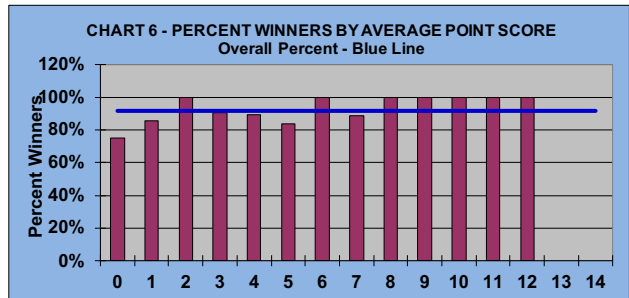
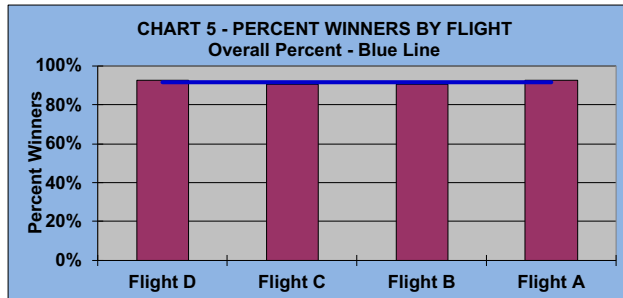
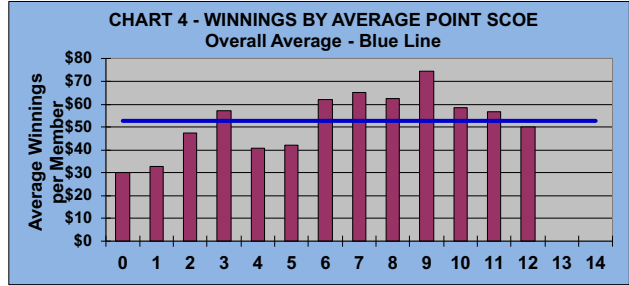
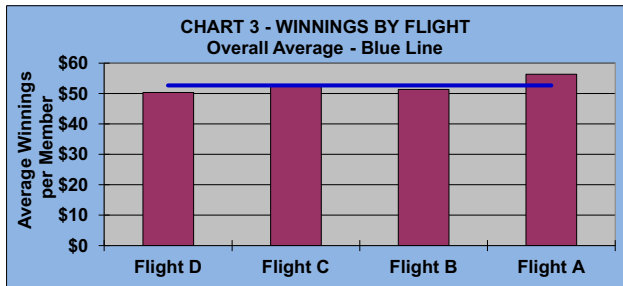
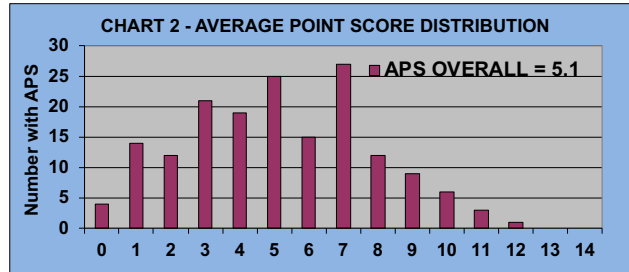
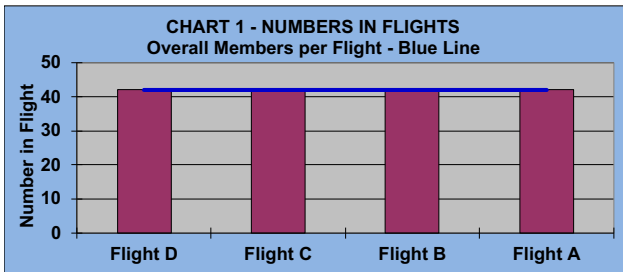
	Number of Players		Percent Winners	Percent Winners	\$ Allocated	\$ Won	\$ Won per Member	\$ Won per Winner	Max \$ Won	Over "Limit"	Percent Attendance
	Members (New)	Average									
Flight A	42 (0)	33	39	93%	\$2,265	\$2,360	\$56	\$61	\$150	2	80%
Flight B	42 (0)	33	38	90%	\$2,265	\$2,160	\$51	\$57	\$120	0	79%
Flight C	42 (5)	33	38	90%	\$2,265	\$2,210	\$53	\$58	\$160	2	79%
Flight D	42 (0)	29	39	93%	\$2,265	\$2,120	\$50	\$54	\$150	1	68%
Total	168 (5)	128	154	92%	\$9,060	\$8,850	\$53	\$57	\$160	5	76%

TABLE 2
AVERAGE POINTS SCORED OVER QUOTA

Running Average	Round 20
-0.94	-0.68

TABLE 3
AVERAGE QUOTA

Before Play	After Play
6.00	5.98



YOU MUST HOLE OUT

TO WIN A POINT

NO GIMMIES!!!



GOLD AND WHITE TEES COMPARISON

AFTER 20 ROUNDS OF PLAY

TABLE 4
2022 SEASON - RESULTS AFTER 20 ROUNDS OF PLAY

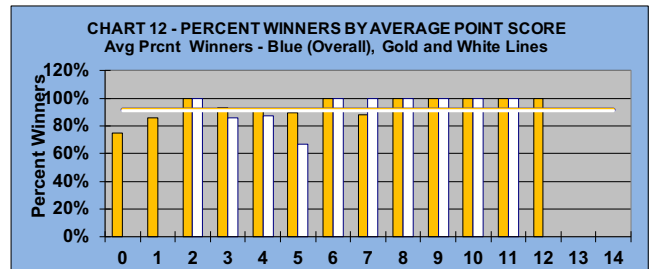
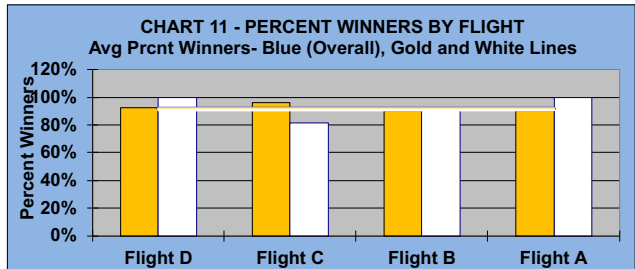
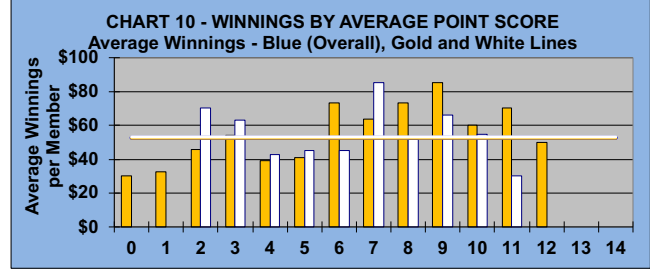
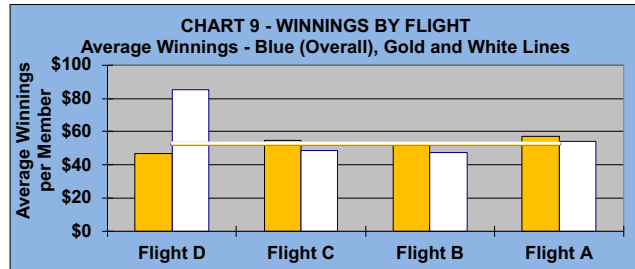
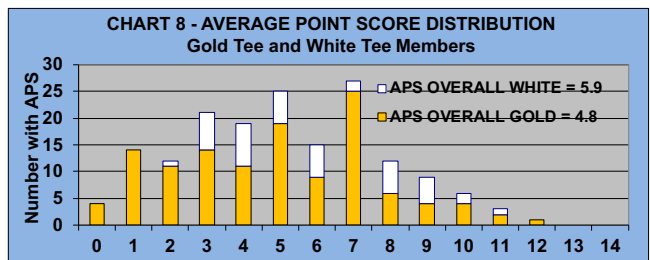
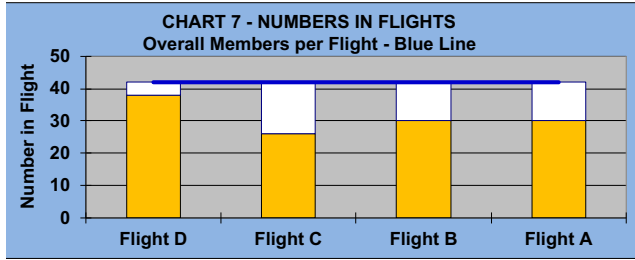
	Number of Members Who Play From		\$ Won		\$ Won per Member		Number of Winners		Percent Winners		Max \$ Won	
	Gold Tees	White Tees	Gold Tees	White Tees	Gold Tees	White Tees	Gold Tees	White Tees	Gold Tees	White Tees	Gold Tees	White Tees
Flight A	30	12	\$1,710	\$650	\$57	\$54	27	12	90%	100%	\$150	\$130
Flight B	30	12	\$1,590	\$570	\$53	\$48	27	11	90%	92%	\$120	\$110
Flight C	26	16	\$1,430	\$780	\$55	\$49	25	13	96%	81%	\$160	\$130
Flight D	38	4	\$1,780	\$340	\$47	\$85	35	4	92%	100%	\$150	\$110
Total	124	44	\$6,510	\$2,340	\$53	\$53	114	40	92%	91%	\$160	\$130

TABLE 5
AVERAGE POINTS SCORED OVER QUOTA

	Gold Tees	White Tees
	-0.55	-1.00

TABLE 6
AVERAGE QUOTA

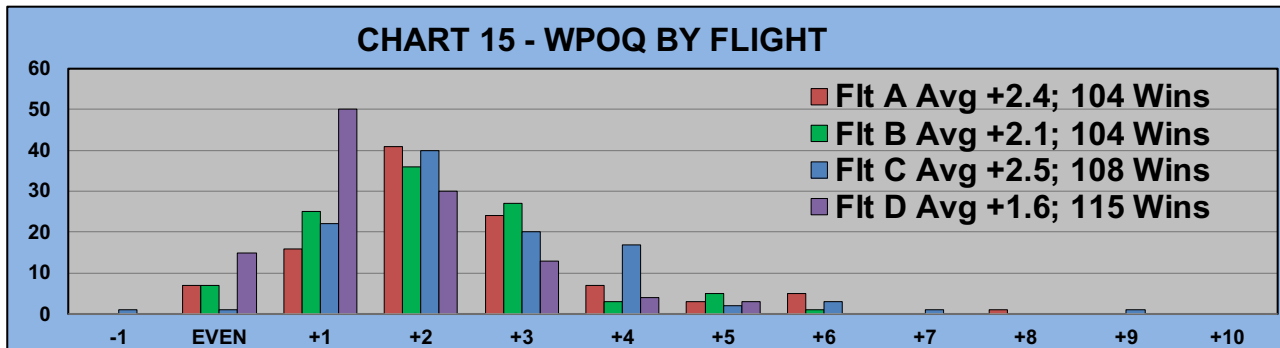
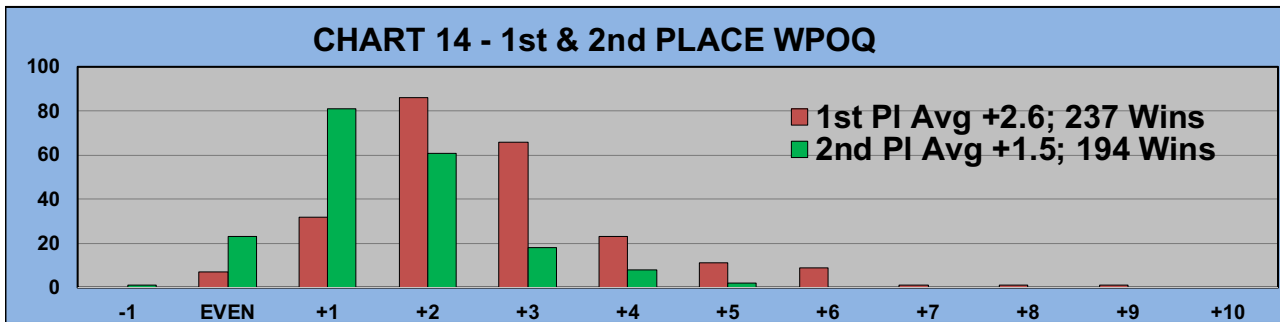
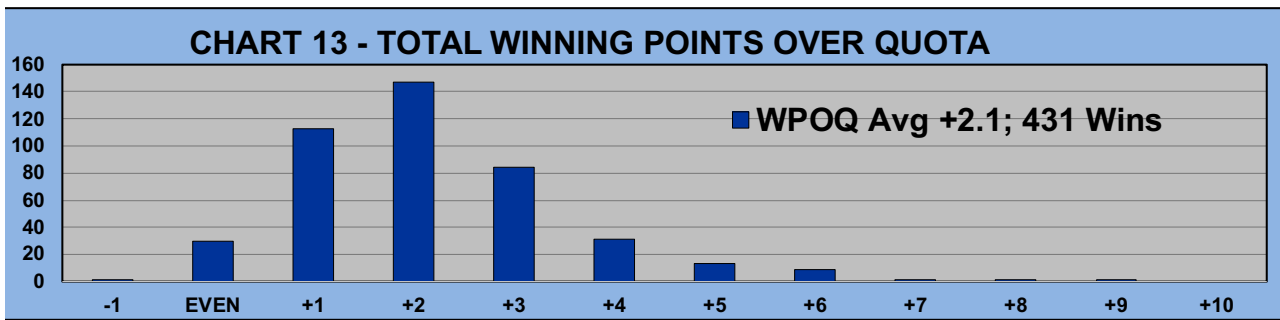
	Gold Tees	White Tees
	5.61	7.02



WINNING POINTS OVER QUOTA (WPOQ)



AFTER 20 ROUNDS OF PLAY





WINNING POINTS OVER QUOTA (WPOQ)



AFTER 20 ROUNDS OF PLAY

