




HILLVIEW SENIOR MEN'S GOLF LEAGUE



NEXT LUNCHEON NEXT YEAR

37th SEASON

MEMBERS		ROUND 20 TEE-TIME LIST SCHEDULED NINE	ROUND 19 RESULTS ---- 9/20/23				HISTORY								
			New Quota*	Assigned Flight	Points over Old Quota	 WINNERS	Points Scored		Won in 2023 **	Old Quota	Minimum Point Score***	Average Point Score****	Last 3 Scores Adjstd Pts Recent->		
							Front	Back							
ADEY	DAVE	Back	4	C				\$30	4	3	3.2	3	3	5	
ANGELO	JOHN	Front	7	A	-4		3	\$80	7	6	5.0	6	8	6	
ANNAIAN	ROBERT	Front	1	C	-2		0	\$60	2	1	1.5	1	1	1	
ASSINI	RON	Back	6	C	-1		5	\$30	6	5	4.5	5	8	5	
BAJDEK	JOE	Front	5	C	-2		3	\$20	5	4	3.6	6	4	4	
BARBOSA	RICHARD	Front	3	D				\$40	3	2	2.1	2	2	3	
BARLETTA	JOE	Back	5	C				\$140	5	4	2.9	4	2	7	
BASTIANI	TONY	Back	4	B	-1		4	\$40	5	4	4.3	4	4	4	
BATTLES	RICHARD	Front	7	B	+2	B Back \$20	8	\$60	6	5	5.5	6	6	8	
BEAUPRE	RONALD	Front	7	C	+3	C Back \$20	10	\$40	7	6	4.4	5	10	10	
BEIGHLEY	JAMES	Front	4	C	-3		1	\$40	4	3	3.4	5	3	3	
BENTLEY	ROBERT	Back	10	A	-2		10	\$50	12	11	9.1	11	11	11	
BERRY	BILL	Front	4	C				\$80	4	3	3.0	3	4	3	
BERTETTI	DAVE	Front	3	D				\$10	3	2	1.6	1	5	2	
BESSONE	CARLO	Back	7	B	-2		5	\$90	7	6	5.7	8	7	6	
BONGIOVANNI	ANTHONY	Front	2	D	+1	D Back \$10	2	\$10	1	0	1.1	1	1	2	
BOTELHO	ARTHUR	Front	3	B	EVEN		3	\$0	3	2	3.1	3	2	3	
BOYCE	BOB	Back	6	B	+1		7	\$20	6	5	5.2	6	5	7	
BROWN	LARRY	Back	4	C	-1		3	\$50	4	3	3.7	4	5	3	
BROWN	RICHARD	Front	5	C				\$40	5	4	4.5	6	6	5	
BUCKLEY	JIM	Back	4	C	EVEN		4	\$60	4	3	3.5	4	3	4	
BURDITT	BILL	Back	3	D	-2		1	\$50	3	2	1.7	1	4	2	
BURKE	ED	Back	9	A				\$60	9	8	8.6	10	9	10	
BURKE	HANK	Back	12	A				\$60	12	11	8.6	8	15	11	
BURKE	JOE	Back	4	D				\$70	4	3	2.7	2	4	6	
CALVERT	IAN	Front	9	B	-3		7	\$100	10	9	8.7	10	9	9	
CANNON	JERRY	Front	6	C				\$80	6	5	3.2	5	3	8	
CARDOZA	PAT	Back	3	C	+1	C Front \$10	4	\$30	3	2	2.4	4	2	4	
CARUCCI	CHARLES	Front	3	C	EVEN		3	\$10	3	2	3.2	3	2	3	
CARVER	HAROLD L	Back	1	D	EVEN		1	\$20	1	0	0.4	1	1	1	
CATANZANO	PAUL	Back	7	A	-1		6	\$40	7	6	6.9	7	6	6	
CAVALLARO	SEB	Front	5	D	-2		3	\$80	5	4	3.5	5	6	4	
CIACCIA	TOM	Front	5	A	-5		1	\$100	6	5	4.9	6	5	5	
CICCARIELLO	JOSEPH		4	C				\$0	4	3	3.1	5	3	3	
CIULLA	GUS	Back	5	B	+3	B Front \$10	6	\$100	3	2	3.6	3	3	6	
COCCHIARO	TONY	Front	5	B	-4		3	\$50	7	6	4.3	6	6	6	
COLEMAN	FRANCIS	Front	5	B	-3		3	\$30	6	5	4.9	5	6	5	
CONSTANTINE	PETER	Back	3	D	-2		1	\$80	3	2	2.2	3	3	2	
CORNACCHIO	ANTHONY	Back	5	B				\$20	5	4	4.2	6	5	4	
COSTELLO	PETER	Back	9	A	-6		5	\$110	11	10	8.4	10	10	10	
CRANNELL	JON	Back	7	A	-2		5	\$20	7	6	6.8	7	7	6	
CREIGHTON	BOB	Back	11	A	+2		12	\$50	10	9	9.1	12	10	12	
CRISPO	JAMES	Back	4	C	-2		2	\$90	4	3	3.7	5	3	3	
CUOZZO	BOB	Back	5	C				\$50	5	4	4.2	6	5	5	
CURRAN	DAVE	Front	2	D	-2		0	\$30	2	1	1.7	2	1	1	
D'ENTREMONT	ROGER	Back	5	C	-1		4	\$50	5	4	3.4	6	4	4	
DALEY	ROBERT	Front	1	D	EVEN		1	\$50	1	0	0.6	1	0	1	

MEMBERS		ROUND 20 TEE-TIME LIST SCHEDULED NINE	ROUND 19 RESULTS ---- 9/20/23				HISTORY								
			New Quota*	Assigned Flight	Points over Old Quota	WINNERS 	Points Scored Front Back	Won in 2023 **	Old Quota	Minimum Point Score***	Average Point Score****	Last 3 Scores Adjstd Pts Recent->			
DASCOLI	ERNIE	Back	12	A	+1		12		\$40	11	10	10.1	13	10	12
DEHART	DON	Back	5	B	EVEN		5		\$70	5	4	4.3	5	5	5
DEMAGGIO	DENNIS	Front	8	B	-2			6	\$80	8	7	7.0	8	7	7
DEMAGGIO	KEN	Front	7	A	-4			4	\$20	8	7	6.6	7	7	7
DEMERS	GLENN	Front	5	D					\$80	5	4	3.0	5	6	4
DENARO	PAUL	Back	3	D	-2		1		\$70	3	2	1.5	4	2	2
DEVOE	ARMAND	Front	5	D	-1			4	\$60	5	4	3.0	4	7	4
DILIEGRO	TOM	Back	4	B	EVEN		4		\$80	4	3	3.5	4	3	4
DINSMORE	FRANK	Front	14	A	-3			11	\$60	14	13	12.4	13	15	13
DOHERTY	TED		5	C					\$0	5	4	3.4	7	4	4
DORSEY	PAUL	Front	6	B	+2	B Back \$20		7	\$70	5	4	4.7	4	5	7
DUSSAULT	RICHARD	Back	3	D					\$70	3	2	1.7	4	2	2
ELIAS	BOB	Front	9	A					\$40	9	8	7.7	8	8	11
EMDE	ROBERT	Back	0	D					\$0	0	0	0.0	0	0	0
EMMA	SAL	Front	2	D					\$70	2	1	1.5	1	1	2
EVANS	BOB	Back	6	C					\$60	6	5	4.8	7	6	5
FAY	STEVE	Back	3	D	EVEN		3		\$40	3	2	2.3	2	4	3
FERRARO	FRANK	Front	8	A					\$90	8	7	7.9	9	8	7
FILOSI	JOHN	Back	12	A	+4	A Front \$40	14		\$60	10	9	10.0	10	9	14
FISHER	WAYNE	Back	7	B	-3		5		\$80	8	7	6.7	7	7	7
FITZGERALD	DAVE	Back	9	B	-6		3		\$30	9	8	6.1	11	8	8
FITZGERALD	RAY	Back	3	D	-2		1		\$60	3	2	1.5	4	2	2
FLYNN	JIM	Front	8	C	-4			4	\$100	8	7	5.1	5	10	7
FRANZOSA	DOM	Back	1	D	-1		0		\$30	1	0	0.3	1	1	0
FRANZOSA	PAT	Back	5	C	-4		1		\$100	5	4	3.4	5	6	4
FULLERTON	PAUL	Front	9	A	EVEN			9	\$0	9	8	8.8	9	9	9
GILARDI	LOU	Back	6	A	+1		7		\$30	6	5	5.8	5	6	7
GIRARD	BUD	Back	10	A	+2		12		\$0	10	9	8.6	11	10	12
GRANEY	JOHN	Back	4	D					\$80	4	3	2.4	5	3	3
GRANNAN	BILL	Front	8	A	-2			6	\$10	8	7	6.8	9	7	7
GRENIER	BILL	Front	4	A	-3			2	\$10	5	4	3.8	5	5	4
GUNDRUM	ED	Back	4	B	EVEN		4		\$10	4	3	4.4	4	3	4
HAGER	GARY	Front	2	D	EVEN			2	\$20	2	1	1.4	1	2	2
HAHN	TERRY	Front	4	C	-3			2	\$80	5	4	3.7	4	4	4
HARVEY	DON	Back	8	B	-5		3		\$40	8	7	6.5	9	7	7
HENDERSON	RON	Back	6	B	-1		5		\$50	6	5	4.7	7	5	5
HERB	BARRY	Back	9	A	-4		5		\$100	9	8	7.4	8	11	8
HILL	TIM	Front	3	D					\$0	3	2	2.0	2	3	2
HOBBY	HARRIE	Front	6	B					\$30	6	5	5.8	7	5	5
HOOD	CHET	Back	1	D	-1		0		\$10	1	0	0.9	1	1	0
HUNT	DAVID	Back	6	B	+1		7		\$30	6	5	5.2	5	5	7
HURTON	BRIAN	Front	10	A	-4			6	\$100	10	9	8.6	11	12	9
JESSER	RICHARD	Back	7	B					\$70	7	6	5.6	9	6	7
JEZOWSKI	JIM	Front	4	C	-1			3	\$10	4	3	3.4	5	4	3
JOSEPHSON	BILL	Back	5	C					\$40	5	4	4.3	4	6	5
KAES	OTTO	Front	8	A	-2			6	\$100	8	7	6.8	9	7	7
KLOCKOW	DENNIS	Front	1	D					\$10	1	0	0.9	1	1	1
KWIATKOWSKI	CHESTER A	Back	8	A	+3	A Front \$10	10		\$60	7	6	6.9	7	7	10



HILLVIEW SENIOR MEN'S GOLF LEAGUE



NEXT LUNCHEON NEXT YEAR

37th SEASON

MEMBERS		ROUND 20 TEE-TIME LIST SCHEDULED NINE	ROUND 19 RESULTS ---- 9/20/23					HISTORY							
			New Quota*	Assigned Flight	Points over Old Quota	 WINNERS	Points Scored		Won in 2023 **	Old Quota	Minimum Point Score***	Average Point Score****	Last 3 Scores Adjstd Pts Recent->		
							Front	Back					Score	Score	1
LAMONTAGNE	HENRY	Front	9	A	-4			6	\$60	10	9	8.0	9	9	9
LANKOWSKI	JAN	Back	3	D	+2	D Front \$40	4		\$80	2	1	1.9	2	3	4
LAQUIDARA	PETER	Back	7	B	EVEN		7		\$10	7	6	6.2	8	6	7
LARSON	GEORGE	Back	12	A	-6		6		\$30	12	11	10.3	14	12	11
LASCOLA	MATT	Back	10	A	-2		9		\$50	11	10	9.8	11	10	10
LINEHAN	JEFF	Front	6	C					\$0	6	5	4.3	7	6	8
LOCKE	CHARLES	Front	7	D	-4			3	\$150	7	6	4.8	9	6	6
LOGSDON	PHIL	Front	3	D	+2	D Back \$40		4	\$140	2	1	2.0	3	2	4
LONGO	ERNIE	Back	4	B	-2		3		\$0	5	4	4.2	4	4	4
MACARTHUR	KEN	Back	7	B	-2		5		\$50	7	6	4.6	9	6	6
MACDONALD	JOHN	Back	11	A	+2		12		\$20	10	9	9.3	9	9	12
MACDONALD	LEONARD	Back	5	A	-3		2		\$60	5	4	5.2	5	5	4
MAGUIRE	CHARLES	Back	8	B	+2		9		\$120	7	6	6.0	6	6	9
MARCHESE	JAMES	Front	1	D	+1	D Back \$10		2	\$10	1	0	0.9	1	1	2
MARRIER	PAUL		10	A					\$0	10	9	10.2	10	10	10
MAZUR	DAVE	Back	2	D					\$30	2	1	1.0	2	1	1
MCCORMICK	JOHN	Front	7	B	-2			5	\$20	7	6	6.2	7	6	6
MCKALLAGAT	SHAWN	Front	6	B	-3			3	\$10	6	5	5.1	5	7	5
MCLELLEN	ERNIE	Back	3	D					\$30	3	2	3.0	3	3	3
MERCURI	RAYMOND	Back	5	C					\$90	5	4	3.8	7	7	5
MERKEL	DAVID	Front	8	B					\$70	8	7	6.6	7	8	10
MILOTTE	ROBERT	Front	6	C					\$20	6	5	4.6	7	5	5
MORAN	JIM	Back	2	D					\$0	2	1	1.8	2	2	1
MURPHY	JAMES	Back	10	A	-1		9		\$90	10	9	8.3	9	11	9
MURPHY	LARRY	Front	8	B					\$20	8	7	6.7	8	10	8
MURPHY	WILLIAM	Front	2	D					\$0	2	1	1.5	1	1	2
NESTOR	PETER	Front	6	C	+3	C Back \$20		7	\$60	4	3	4.1	5	5	7
NICHOLS	KEVIN	Front	10	A	-4			7	\$40	11	10	9.8	11	11	10
NICIEWSKY	ROSS	Front	6	B	+1			7	\$60	6	5	5.5	6	6	7
NOBLE	FRANK	Front	2	D	-2			0	\$60	2	1	1.7	1	3	1
NORTON	ANDY	Front	4	C	-1			3	\$40	4	3	3.2	5	5	3
NYE	RAYMOND	Back	6	B	+2		7		\$50	5	4	5.0	5	5	7
O'CONNELL	ROC	Front	7	A	-3			4	\$60	7	6	6.5	8	8	6
O'DONNELL	PHIL	Back	6	C	+1	C Front \$10	7		\$40	6	5	5.6	6	7	7
O'KEEFE	RON	Front	7	B	-5			2	\$90	7	6	6.6	7	7	6
PAZYRA	TOM	Back	2	D	+1	D Front \$10	3		\$30	2	1	1.5	1	1	3
PENNY	AL	Front	5	B	-1			5	\$30	6	5	4.1	5	5	5
PETERS	REGGIE	Front	3	D	-3			2	\$80	5	4	2.6	4	4	4
PITHIS	STEVEN	Back	7	C	-2		5		\$80	7	6	5.1	5	8	6
POORE	LARRY	Front	8	C	-2			6	\$100	8	7	5.9	11	7	7
POPP	HAROLD	Front	7	B	-1			6	\$50	7	6	6.1	7	6	6
PORTADA	JOSEPH	Back	3	B					\$20	3	2	2.2	3	3	2
PORTER	GLENN	Front	5	B	EVEN			5	\$30	5	4	4.7	4	4	5
POWERS	JOHN	Front	3	C					\$40	3	2	2.5	3	2	4
QUIMBY	FRANK	Front	7	B	-3			4	\$20	7	6	6.2	8	7	6
QUINN	PHIL	Back	4	C					\$0	4	3	3.5	4	4	5
REGO	RICHARD	Back	8	B	+4	B Front \$40	10		\$80	6	5	5.5	5	5	10
RODENHISER	AL	Front	4	C	+1			5	\$20	4	3	3.7	5	4	5
ROSS	GEORGE	Front	7	A	-2			5	\$20	7	6	5.6	8	6	6



HILLVIEW SENIOR MEN'S GOLF LEAGUE



NEXT LUNCHEON NEXT YEAR

37th SEASON

MEMBERS		ROUND 20 TEE-TIME LIST SCHEDULED NINE	ROUND 19 RESULTS ---- 9/20/23					HISTORY							
			New Quota*	Assigned Flight	Points over Old Quota	WINNERS 	Points Scored		Won in 2023 **	Old Quota	Minimum Point Score***	Average Point Score****	Last 3 Scores Adjstd Pts Recent->		
							Front	Back					Score	Score	1
SANCHEZ	STEVE	Front	7	A	EVEN		7	\$0	7	6	6.5	6	7	7	
SAVAGEAU	RONALD		0	D				\$0	0	0	0.6	0	0	0	
SEREVITCH	JAMES	Back	9	A	-2	7		\$50	9	8	6.8	11	8	8	
SHAW	JOHN	Back	3	D				\$70	3	2	1.9	1	4	4	
SIMMONS	GARY	Back	5	C	-3	3		\$90	6	5	4.4	5	5	5	
SMITH	ED	Front	14	A	+1	A Back \$10	15	\$140	14	13	12.2	12	15	15	
SMITH	PAUL	Front	6	C	+3	C Back \$20	8	\$100	5	4	4.5	5	5	8	
SNOW	GEORGE	Front	9	A				\$70	9	8	8.4	9	8	8	
STACK	GEORGE	Front	5	A				\$20	5	4	4.9	5	6	5	
STRANDBERG	ROBERT	Back	8	A	-1		7	\$20	8	7	7.7	8	8	7	
STRATTON	RICHARD	Back	6	A				\$0	6	5	5.4	6	6	5	
SULLIVAN	BILL	Front	10	A	+2	A Back \$40	11	\$80	9	8	8.4	9	8	11	
SULLIVAN	DANIEL	Back	8	B	-3		5	\$100	8	7	5.7	10	7	7	
TALBOT	WALTER	Front	1	D				\$30	1	0	0.6	2	1	0	
TAMMARO	FRANK	Front	5	C	-1		5	\$30	6	5	4.1	6	6	5	
TAYLOR	JAMES	Front	9	A				\$30	9	8	8.0	9	8	8	
TOMPKINS	RICHARD	Back	2	C				\$50	2	1	2.6	2	2	2	
TRICCA	CARL	Front	4	B	+1		5	\$40	4	3	3.6	5	4	5	
TSAKOS	NICK	Back	5	C	+4	C Front \$40	7	\$40	3	2	3.3	4	3	7	
VIEIRA	JAMES	Back	2	D				\$0	2	1	1.7	2	3	1	
WALDEN	GEORGE	Back	4	D	-1		4	\$110	5	4	3.4	4	4	4	
WALKER	BILL	Back	4	C				\$40	4	3	3.7	3	4	4	
WALL	FRANK	Front	8	B				\$50	8	7	7.4	9	9	9	
WALSH	TOM	Back	8	A	-2		6	\$60	8	7	7.4	9	8	7	
WARD	CHARLES	Back	5	B				\$50	5	4	4.9	5	4	4	
WEINER	LAWRENCE	Back	1	C				\$10	1	0	0.6	0	0	1	
WHALEN	KEVIN		3	D				\$0	3	2	2.4	4	3	2	
WILDER	MARK	Front	1	D				\$20	1	0	1.0	1	1	1	
WINSLOW	BILL	Back	4	D	-1		4	\$80	5	4	4.4	4	4	4	
WITT	FRANK	Front	0	D	EVEN		0	\$60	0	0	0.6	0	0	0	
YANDELL	JAMES	Back	1	D	+1	D Front \$10	1	\$30	0	0	0.6	0	0	1	
								\$0							
								\$0							

ROUND 19	SCHEDULED ON	NEW MEMBERS 20
PLAYED FRONT NINE 62	FRONT NINE 82	TOTAL MEMBERS 175
PLAYED BACK NINE 58	BACK NINE 88	
TOTAL PLAYERS 120	UNSCHEDULED 5	RAINOUT or OPEN DATE 2

WHITE TEE MEMBERS 42
GOLD TEE MEMBERS 133

AVERAGE QUOTA 5.5
APS OVERALL 4.6

*NEW QUOTA = AVG(HGHST of LAST 3 SCRS + AVG PNT SCR)
 *FEWER THAN THREE SCORES - NO QUOTA
 **WINNINGS CAPPED AFTER MEMBER WINS \$155 OR MORE
 ***MINIMUM POINT SCORE = OLD QUOTA MINUS 1
 ****AVG PNT SCR - CUMULATIVE SINCE SEASON START
 LAST SEASON'S VALUE UNTIL 4 ROUNDS ARE PLAYED

DQ = DISQUALIFIED

NEW QUOTA	ASSIGNED FLIGHT
-----------	-----------------

WINNERS TO DATE 157

GOLF PRIZES TO DATE 419

TEE CHOSEN FOR SEASON	WHITE				MUST PLAY FROM WHITE TEES	YOU MUST PLAY YOUR TEE EVEN IF OTHERS IN GROUP PLAY OTHER TEE
	GOLD				MUST PLAY FROM GOLD TEES	

DQ1 Wrong Nine || DQ2 Wrong Tee || DQ3 Wrong Scorecard Side || DQ4 No Full Last Names || DQ5 No Date or Signature || DQ6 Other


YOU MUST HOLE OUT

TO WIN A POINT

NO GIMMIES!!!



ROUND 19 WINNERS	
FRONT NINE	BACK NINE
<p>★ ★ ★ ★ ★</p> <p>FLIGHT A 44 MEMBERS</p> <p>★ ★ ★ ★ ★</p>	<p>19 MEMBERS PLAYED +4 WON \$40 +3 WON \$10 JOHN FILOSI \$40 CHESTER A KWIATKOWSKI \$10</p> <p>16 MEMBERS PLAYED +2 WON \$40 +1 WON \$10 ED SMITH \$10 BILL SULLIVAN \$40</p>
<p>★ ★ ★ ★ ★</p> <p>FLIGHT B 43 MEMBERS</p> <p>★ ★ ★ ★ ★</p>	<p>19 MEMBERS PLAYED +4 WON \$40 +3 WON \$10 GUS CIULLA \$10 RICHARD REGO \$40</p> <p>16 MEMBERS PLAYED +2 WON \$20 RICHARD BATTLES \$20 PAUL DORSEY \$20</p>
<p>★ ★ ★ ★ ★</p> <p>FLIGHT C 43 MEMBERS</p> <p>★ ★ ★ ★ ★</p>	<p>11 MEMBERS PLAYED +4 WON \$40 +1 WON \$10 PAT CARDOZA \$10 PHIL O'DONNELL \$10 NICK TSAKOS \$40</p> <p>14 MEMBERS PLAYED +3 WON \$20 RONALD BEAUPRE \$20 PETER NESTOR \$20 PAUL SMITH \$20</p>
<p>★ ★ ★ ★ ★</p> <p>FLIGHT D 45 MEMBERS</p> <p>★ ★ ★ ★ ★</p>	<p>13 MEMBERS PLAYED +2 WON \$40 +1 WON \$10 JAN LANKOWSKI \$40 TOM PAZYRA \$10 JAMES YANDELL \$10</p> <p>12 MEMBERS PLAYED +2 WON \$40 +1 WON \$10 ANTHONY BONGIOVANNI \$10 PHIL LOGSDON \$40 JAMES MARCHESE \$10</p>
<p>★ ★ ★ ★ ★</p>	<p>SEPTEMBER 20, 2023</p>
<p>★ ★ ★ ★ ★</p>	<p>37th SEASON</p>
<p>157 OUT OF 175 MEMBERS PLAYED >=50% OF ROUNDS</p>	
<p>90% (157) OF MEMBERS WON 419 GOLF PRIZES</p>	



YOU MUST HOLE OUT

TO WIN A POINT

NO GIMMIES!!!



LEAGUE STATISTICS AFTER 19 ROUNDS OF PLAY

TABLE 1
2023 SEASON - RESULTS AFTER 19 ROUNDS OF PLAY

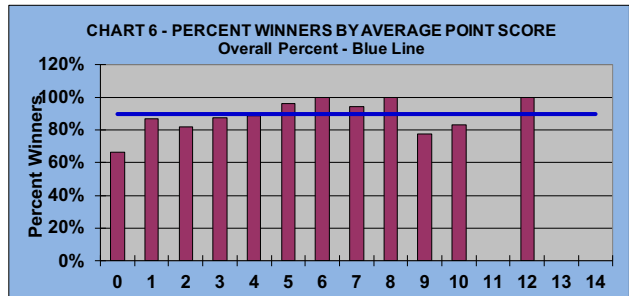
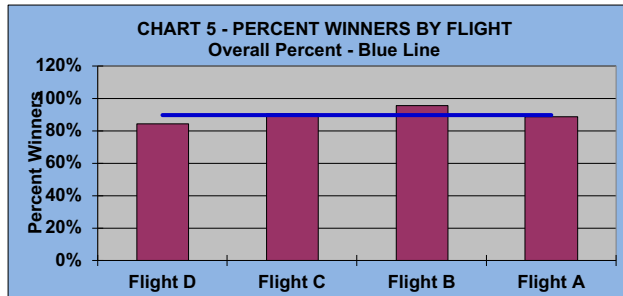
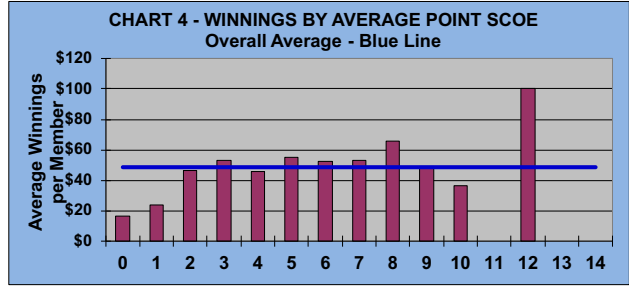
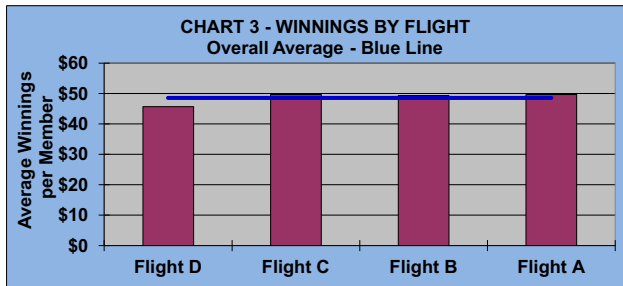
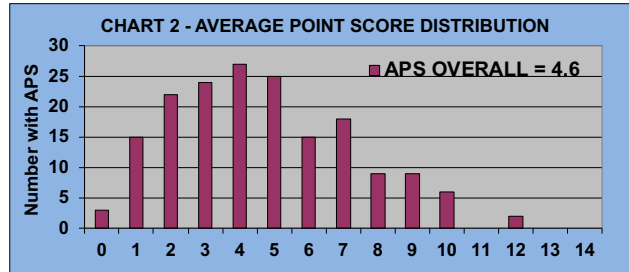
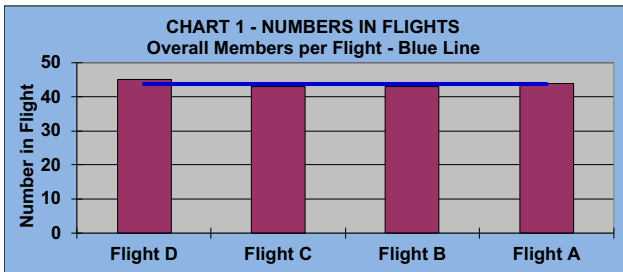
	Number of Players		Percent		\$	\$	\$ Won	\$ Won	Max	Over	Percent
	Members (New)	Average	Winners	Winners	Allocated	Won	per Member	per Winner	\$ Won	"Limit"	Attendance
Flight A	44 (5)	34	39	89%	\$2,104	\$2,190	\$50	\$56	\$140	0	78%
Flight B	43 (4)	35	41	95%	\$2,104	\$2,120	\$49	\$52	\$120	0	82%
Flight C	43 (5)	34	39	91%	\$2,104	\$2,140	\$50	\$55	\$140	0	79%
Flight D	45 (6)	29	38	84%	\$2,104	\$2,050	\$46	\$54	\$150	0	65%
Total	175 (20)	133	157	90%	\$8,417	\$8,500	\$49	\$54	\$150	0	76%


TABLE 2
AVERAGE POINTS SCORED OVER QUOTA

	Running Average	Round 19
	-1.03	-1.02

TABLE 3
AVERAGE QUOTA

	Before Play	After Play
	5.54	5.53






YOU MUST HOLE OUT

TO WIN A POINT

NO GIMMIES!!!



GOLD AND WHITE TEES COMPARISON AFTER 19 ROUNDS OF PLAY

TABLE 4
2023 SEASON - RESULTS AFTER 19 ROUNDS OF PLAY

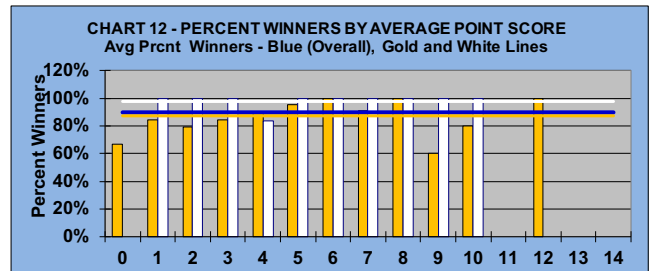
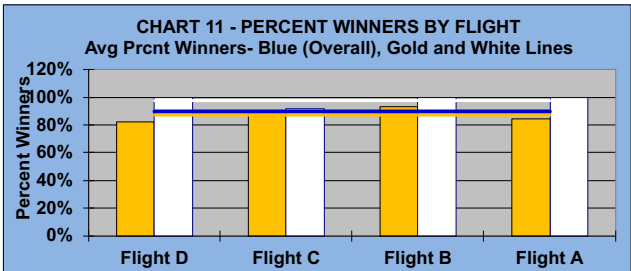
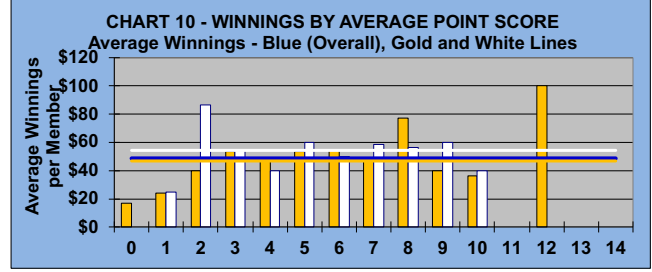
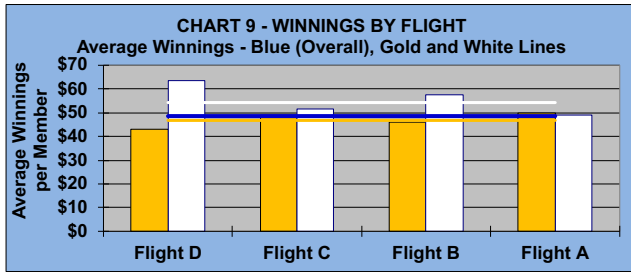
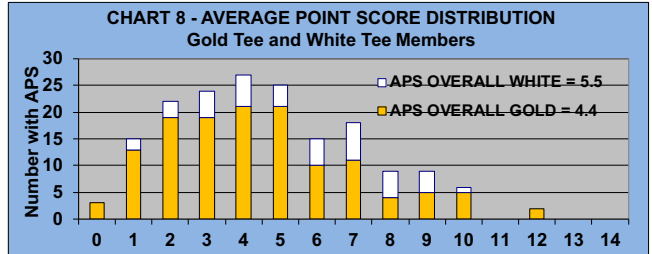
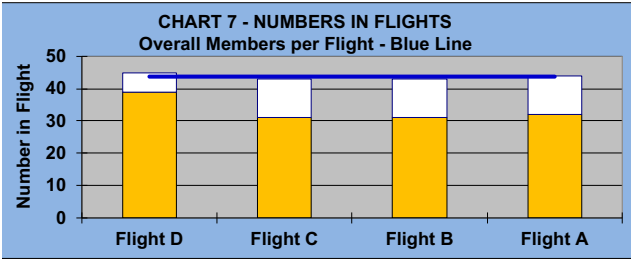
	Number of Members Who Play From		\$ Won		\$ Won per Member		Number of Winners		Percent Winners		Max \$ Won	
	Gold Tees	White Tees	Gold Tees	White Tees	Gold Tees	White Tees	Gold Tees	White Tees	Gold Tees	White Tees	Gold Tees	White Tees
Flight A	32	12	\$1,600	\$590	\$50	\$49	27	12	84%	100%	\$140	\$100
Flight B	31	12	\$1,430	\$690	\$46	\$58	29	12	94%	100%	\$120	\$100
Flight C	31	12	\$1,520	\$620	\$49	\$52	28	11	90%	92%	\$140	\$100
Flight D	39	6	\$1,670	\$380	\$43	\$63	32	6	82%	100%	\$150	\$140
Total	133	42	\$6,220	\$2,280	\$47	\$54	116	41	87%	98%	\$150	\$140

TABLE 5
AVERAGE POINTS SCORED OVER QUOTA

Gold Tees	White Tees
-0.80	-1.69

TABLE 6
AVERAGE QUOTA

Gold Tees	White Tees
5.19	6.62

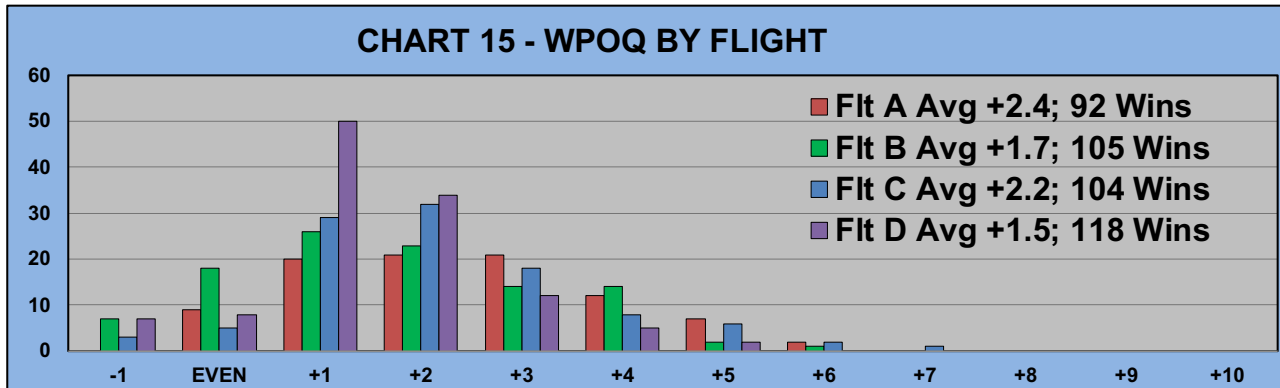
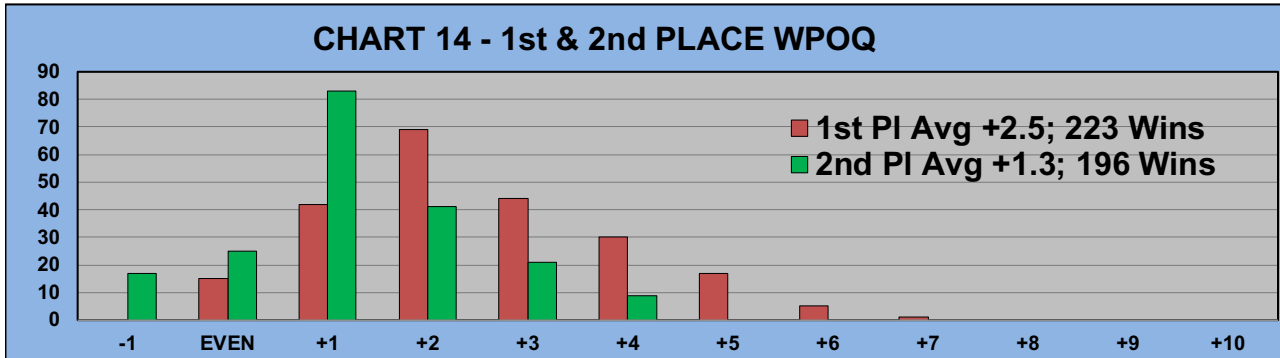
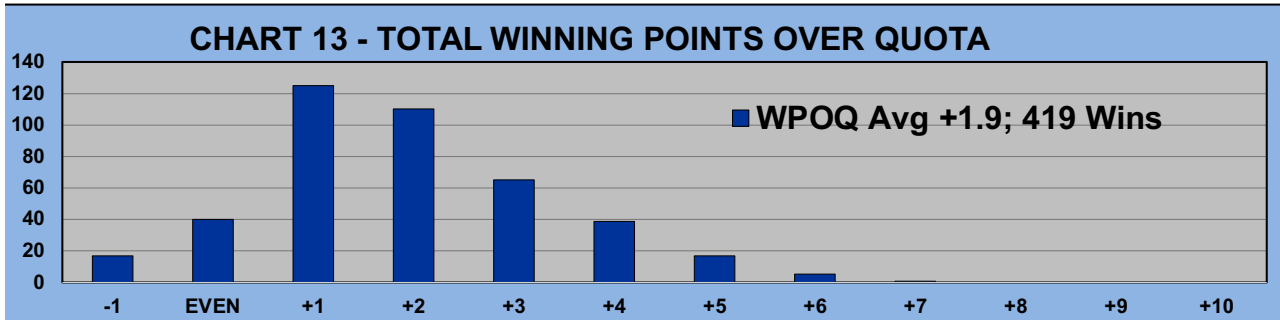




WINNING POINTS OVER QUOTA (WPOQ)



AFTER 19 ROUNDS OF PLAY



WINNING POINTS OVER QUOTA (WPOQ)



AFTER 19 ROUNDS OF PLAY

