

MEMBERS		ROUND 4 TEE-TIME LIST SCHEDULED NINE	ROUND 3 RESULTS ---- 5/17/23				HISTORY						
			New Quota*	Assigned Flight	Points over Old Quota	WINNERS	Points Scored	Won in 2023	Minimum Point Score***	Average Point Score****	Last 3 Scores		
						Front	Back	**	Quota			Recent->	
ADEY	DAVE	Back	4	C	-2	2		\$0	4	3	3.7	4 4 3	
ANGELO	JOHN	Front	7	B			3	\$0			5.7	8 6 3	
ANNAIAN	ROBERT	Front	4	D	+2	D	Back	\$40	3	2	2.0	1 3 5	
ASSINI	RON	Back	7	B		2		\$0			5.0	5 8 2	
BAJDEK	JOE	Front	4	C	EVEN		5	\$0	5	4	3.5	4 4 5	
BARBOSA	RICHARD	Front	2	D	-2		1	\$0	3	2	2.3	2 2 2	
BARLETTA	JOE	Back	3	D	-2	1		\$80	3	2	1.3	3 5 2	
BASTIANI	TONY	Back	6	B				\$0	6	5	5.6	6 6 5	
BATTLES	RICHARD	Front	7	B	-3		4	\$40	7	6	5.9	8 6 6	
BEAUPRE	RONALD	Front	6	B	-4	2		\$0	6	5	5.6	6 7 5	
BEIGHLEY	JAMES	Front	5	C	+1	C	Back	\$10	5	4	4.7	5 6 6	
BENOIT	BOB							\$0					
BENTLEY	ROBERT	Back	10	A	-3	7		\$0	10	9	9.4	11 11 9	
BERRY	BILL	Front	5	C	-3		2	\$40	5	4	3.1	3 7 4	
BERTETTI	DAVE	Front	2	D	EVEN	2		\$0	2	1	1.5	2 1 2	
BESSONE	CARLO	Back	7	B	-8	0		\$0	8	7	6.0	8 7 7	
BONGIOVANNI	ANTHONY	Front	2	D	-1		1	\$0	2	1	1.2	1 2 1	
BOTELHO	ARTHUR	Front	6	B				\$0	6	5	5.2	5 7 5	
BOYCE	BOB	Front	8	B				\$0	8	7	6.2	9 7 7	
BROWN	LARRY	Back	5	C	-1	4		\$10	5	4	4.8	4 6 4	
BROWN	RICHARD	Front	8	A	-3		5	\$0	8	7	7.3	8 7 7	
BUCKLEY	JIM	Back	5	C	-3	2		\$10	5	4	4.9	4 5 4	
BURDITT	BILL	Back	3	D	-3	0		\$10	3	2	1.1	2 4 2	
BURKE	ED	Back	10	A	-5	6		\$0	11	10	9.9	10 10 10	
BURKE	HANK	Back	11	A				\$0	11	10	9.6	13 10 10	
BURKE	JOE	Back	3	D		1		\$0			2.0	4 1 1	
CALVERT	IAN	Front						\$0				4	
CANNON	JERRY	Front	4	D	+1	D	Back	\$10	4	3	2.9	5 3 5	
CARDOZA	PAT	Back	4	C	-3	1		\$10	4	3	3.2	3 4 3	
CARUCCI	CHARLES	Front	5	C	EVEN		5	\$0	5	4	5.1	5 4 5	
CARVER	HAROLD L	Back	1	D	-1	0		\$0	1	0	0.5	2 0 0	
CATANZANO	PAUL	Back	8	A				\$0	8	7	7.9	9 7 9	
CAVALLARO	SEB	Front	3	C	-1		2	\$0	3	2	3.6	3 2 2	
CIACCIA	TOM	Front	6	C	-2		4	\$50	6	5	4.5	8 7 5	
CICCARIELLO	JOSEPH		4	D				\$0	4	3	3.1	5 3 3	
CIULLA	GUS	Back	5	C				\$40	5	4	3.6	4 7 4	
COCCHIARO	TONY		6	C				\$0	6	5	5.1	6 6 5	
COLEMAN	FRANCIS	Front	6	B	-3		3	\$10	6	5	5.3	7 5 5	
CONSTANTINE	PETER	Front	3	D	-3		2	\$0	5	4	2.5	4 4 4	
CORNACCHIO	ANTHONY	Back	6	B	-3	3		\$0	6	5	6.1	6 6 5	
COSTELLO	PETER	Back	7	B		6		\$0			6.0	4 8 6	
CRANNEL	JON	Back	9	A	+2	A	Front	\$20	8	7	7.9	7 7 10	
CREIGHTON	BOB	Back	11	A	-1	10		\$0	11	10	10.1	11 11 10	
CRISPO	JAMES	Back	5	C	+1	C	Front	\$40	5	4	4.8	5 6 6	
CUOZZO	BOB	Back	5	C	EVEN	C	Front	\$10	5	4	4.4	6 4 5	
CURRAN	DAVE	Front	3	C	-2		2	\$0	4	3	3.6	3 3 3	
D'ENTREMONT	ROGER	Back	5	C				\$0	5	4	4.1	6 4 4	
DALEY	ROBERT	Front	1	D	-2		0	\$10	2	1	1.5	1 1 1	


HILLVIEW SENIOR MEN'S GOLF LEAGUE

NEXT LUNCHEON JUNE 14 37th SEASON

MEMBERS		ROUND 4 TEE-TIME LIST SCHEDULED NINE	ROUND 3 RESULTS ---- 5/17/23				HISTORY								
			New Quota*	Assigned Flight	Points over Old Quota	WINNERS	Points Scored		Won in 2023 **	Old Quota	Minimum Point Score***	Average Point Score****	Last 3 Scores		
							Front	Back					Adjstd Pts	Recent->	
DASCOLI	ERNIE	Back	10	A	+2	A Front \$20	12		\$20	10	9	8.7	11	9	12
DEHART	DON		5	C				\$0	5	4	4.7	5	6	5	
DEMAGGIO	DENNIS	Front	8	B	-2		6	\$0	8	7	6.9	7	9	7	
DEMAGGIO	KEN	Front	10	A			11	\$0			9.0	8	8	11	
DEMERS	GLENN	Front	5	C	EVEN		5	\$0	5	4	4.7	5	5	5	
DENARO	PAUL	Back	0	D			0	\$0			0.0	0	0	0	
DEVOE	ARMAND							\$0							
DILIEGRO	TOM	Back	4	D	+2	D Front \$10	6	\$20	4	3	2.9	3	5	6	
DINSMORE	FRANK	Front	12	A	EVEN		12	\$0	12	11	12.0	12	12	12	
DOHERTY	TED		5	C				\$0	5	4	3.4	7	4	4	
DORSEY	PAUL	Front	6	C	+1	C Back \$10	7	\$10	6	5	4.8	7	5	7	
DUSSAULT	RICHARD	Back	2	D	-1		1	\$10	2	1	2.5	2	2	1	
ELIAS	BOB	Front	10	A	-6		5	\$0	11	10	9.1	10	10	10	
EMDE	ROBERT	Back	1	D				\$0	1	0	0.4	1	0	0	
EMMA	SAL	Front	2	D				\$20	2	1	1.3	3	2	3	
EVANS	BOB	Back	3	D			4	\$0			2.7	2	2	4	
FAY	STEVE	Back	3	C	-2		2	\$0	4	3	3.4	3	3	3	
FERRARO	FRANK	Front	8	B	+2	B Back \$20	9	\$20	7	6	6.9	6	7	9	
FILOSI	JOHN	Back	11	A	-3		8	\$0	11	10	10.9	11	10	10	
FISHER	WAYNE	Back	7	B			8	\$0			6.3	5	6	8	
FITZGERALD	DAVE	Back	7	A	-6		2	\$0	8	7	7.6	7	7	7	
FITZGERALD	RAY	Back	2	D	-1		2	\$0	3	2	1.4	2	2	2	
FLYNN	JIM	Front	5	C			6	\$0			3.0	1	2	6	
FRANZOSA	DOM	Back	1	D	-2		0	\$0	2	1	1.4	1	1	1	
FRANZOSA	PAT	Back	6	C	-4		2	\$10	6	5	4.8	4	8	5	
FULLERTON	PAUL	Front	10	A	-1		10	\$0	11	10	10.5	10	10	10	
GILARDI	LOU		7	B				\$0	7	6	6.7	8	8	7	
GIRARD	BUD	Back	10	A	-7		4	\$0	11	10	10.6	10	10	10	
GRANEY	JOHN	Back	4	D	+3	D Front \$40	6	\$40	3	2	2.5	2	3	6	
GRANNAN	BILL	Front	10	A				\$0	10	9	8.0	11	10	9	
GRENIER	BILL	Front	8	B	-3		5	\$0	8	7	7.0	8	7	7	
GUNDRUM	ED	Front	7	B	-4		4	\$0	8	7	6.6	7	8	7	
HAGER	GARY	Front	3	D			4	\$0			2.0	1	1	4	
HAHN	TERRY	Front	4	C			2	\$0			3.3	4	4	2	
HARVEY	DON	Back						\$0						1	
HENDERSON	RON	Front	5	C	-3		3	\$0	6	5	4.8	5	5	5	
HERB	BARRY	Back	9	A	-4		6	\$0	10	9	8.8	10	9	9	
HILL	TIM		3	D				\$0	3	2	1.8	4	2	2	
HOBBY	HARRIE	Front	7	B	-3		4	\$0	7	6	6.6	7	7	6	
HOOD	CHET	Back	3	D	-1		2	\$0	3	2	2.4	2	3	2	
HUNT	DAVID	Back	7	B	-4		4	\$0	8	7	6.6	7	7	7	
HURTON	BRIAN	Front	9	A	+2	A Back \$20	11	\$30	9	8	7.4	8	11	11	
JESSER	RICHARD		6	C				\$0	6	5	4.9	4	7	5	
JEZOWSKI	JIM	Front	4	C	-2		3	\$0	5	4	3.9	4	5	4	
JOSEPHSON	BILL	Front	6	C	+2	C Back \$40	7	\$40	5	4	4.3	5	4	7	
KAES	OTTO	Front	9	A	-2		7	\$20	9	8	7.5	11	8	8	
KLOCKOW	DENNIS	Front	2	D	EVEN		2	\$10	2	1	1.9	1	1	2	
KWIATKOWSKI	CHESTER A	Back	9	A	-4		5	\$40	9	8	7.3	10	8	8	

HILLVIEW SENIOR MEN'S GOLF LEAGUE

NEXT LUNCHEON JUNE 14 37th SEASON

MEMBERS		ROUND 4 TEE-TIME LIST SCHEDULED NINE	ROUND 3 RESULTS ---- 5/17/23				HISTORY							
			New Quota*	Assigned Flight	Points over Old Quota	 WINNERS	Points Scored		Won in 2023 **	Old Quota	Minimum Point Score***	Average Point Score****	Last 3 Scores	
							Front	Back					Adjstd Pts	Recent->
LAMONTAGNE	HENRY	Front	10	A	+1		11	\$20	10	9	8.0	12	10	11
LANKOWSKI	JAN	Back	2	D	-2		1	\$0	3	2	2.7	2	2	2
LAQUIDARA	PETER	Front	7	A	-2		6	\$0	8	7	7.1	7	7	7
LARSON	GEORGE	Back	12	A	-5		7	\$0	12	11	11.6	12	12	11
LASCOLA	MATT	Back	10	A	-2		8	\$0	10	9	9.2	9	10	9
LINEHAN	JEFF	Front	7	B	-5		2	\$0	7	6	6.6	7	7	6
LOCKE	CHARLES	Front	4	C	-2		2	\$10	4	3	3.8	4	3	3
LOGSDON	PHIL	Front	2	D	-3		0	\$0	3	2	2.9	2	2	2
LONGO	ERNIE	Back	7	B	-1		6	\$0	7	6	6.7	8	6	6
MACARTHUR	KEN	Back	7	B	-1		6	\$0	7	6	6.7	8	8	6
MACDONALD	JOHN	Back	10	A			9	\$0			9.0	10	8	9
MACDONALD	LEONARD	Back	8	C	-3		5	\$40	8	7	4.6	6	12	7
MAGUIRE	CHARLES	Back	8	B	+2	B Front \$40	9	\$40	7	6	6.5	7	7	9
MARCHESE	JAMES	Front	2	D	-3		0	\$0	3	2	2.5	2	2	2
MARRIER	PAUL		10	A				\$0	10	9	10.2	10	10	10
MCCORMICK	JOHN		9	A				\$0	9	8	7.0	8	9	11
MCKALLAGAT	SHAWN	Front	7	B			8	\$0			5.3	3	5	8
MCLELLEN	ERNIE	Back	3	D				\$10	3	2	2.4	3	2	2
MERCURI	RAYMOND	Back	7	B	EVEN		7	\$0	7	6	6.6	7	6	7
MERKEL	DAVID	Front	7	B	-7		1	\$0	8	7	6.8	7	8	7
MILOTTTE	ROBERT	Front	5	C	-2		3	\$0	5	4	4.4	4	5	4
MORAN	JIM	Back	2	D				\$0	2	1	1.8	2	2	1
MURPHY	JAMES	Back	10	A	-3		7	\$40	10	9	7.4	10	13	9
MURPHY	LARRY	Front	7	B	-2		5	\$0	7	6	5.7	5	8	6
MURPHY	WILLIAM		3	D				\$0	3	2	2.0	2	2	4
NESTOR	PETER	Front	6	B	EVEN		6	\$0	6	5	5.5	7	5	6
NICHOLS	KEVIN	Front	10	A	-4		7	\$0	11	10	10.1	10	10	10
NICIEWSKY	ROSS	Front	8	B	-3		5	\$40	8	7	5.6	5	10	7
NOBLE	FRANK	Front	3	D	+1	D Back \$10	4	\$10	3	2	2.6	2	2	4
NORTON	ANDY	Front	5	C			6	\$0			3.7	4	1	6
NYE	RAYMOND	Back	7	B	-3		4	\$20	7	6	6.9	6	7	6
O'CONNELL	ROC	Front	7	B	-1		6	\$10	7	6	6.6	8	8	6
O'DONNELL	PHIL	Back	7	A	-2		6	\$0	8	7	7.8	7	7	7
O'KEEFE	RON	Front	8	B				\$10	8	7	5.6	5	8	11
PAZYRA	TOM	Back	2	D				\$10	2	1	1.8	2	3	1
PENNY	AL	Front	5	C	-2		3	\$10	5	4	4.4	5	5	4
PETERS	REGGIE	Front	2	D	-2		0	\$10	2	1	1.7	1	2	1
PITHIS	STEVEN	Front	6	C	-4		2	\$0	6	5	5.1	6	6	5
POORE	LARRY	Front	6	B	-5		2	\$0	7	6	5.4	6	6	6
POPP	HAROLD	Front	7	A	-5		3	\$0	8	7	7.8	7	7	7
PORTADA	JOSEPH	Back	5	C	-1		4	\$0	5	4	4.6	6	4	4
PORTER	GLENN	Front	7	B	+2	B Back \$20	8	\$20	6	5	5.1	5	6	8
POWERS	JOHN	Front	4	D	-1		3	\$0	4	3	2.9	5	3	3
QUIMBY	FRANK	Front	8	B	-4		4	\$0	8	7	6.3	9	7	7
QUINN	PHIL	Front	4	C	-3		1	\$0	4	3	4.1	4	4	3
REGO	RICHARD	Back	6	B				\$20	6	5	5.4	5	6	5
RODENHISER	AL	Front	6	B	-4		3	\$0	7	6	5.4	6	6	6
ROSS	GEORGE	Front	9	A	+1		10	\$0	9	8	7.1	10	8	10

HILLVIEW SENIOR MEN'S GOLF LEAGUE

NEXT LUNCHEON JUNE 14 37th SEASON

MEMBERS	ROUND 4 TEE-TIME LIST SCHEDULED NINE	ROUND 3 RESULTS ---- 5/17/23					HISTORY								
		New Quota*	Assigned Flight	Points over Old Quota	WINNERS	Points Scored		Won in 2023 **	Old Quota	Minimum Point Score***	Average Point Score****	Last 3 Scores			
						Front	Back					Adjstd Pts	Recent->	Recent->	Recent->
SANCHEZ	STEVE	Back	8	A	EVEN		8		\$0	8	7	7.6	7	7	8
SAVAGEAU	RONALD		0	D					\$0	0	0	0.6	0	0	0
SEREVITCH	JAMES	Back	7	A	-1		7		\$0	8	7	7.2	7	7	7
SHAW	JOHN	Back	3	D	-4		0		\$0	4	3	3.0	3	3	3
SIMMONS	GARY	Back	6	B	+1	B Front \$10	6		\$10	5	4	5.1	5	5	6
SMITH	ED	Front	12	A	-4			8	\$40	12	11	10.4	10	14	11
SMITH	PAUL	Front	7	B	-5			2	\$0	7	6	6.4	7	6	6
SNOW	GEORGE	Front	9	A	+2	A Back \$20		11	\$20	9	8	7.2	8	9	11
STACK	GEORGE	Front						6	\$0					9	6
STRANDBERG	ROBERT	Back	9	A	-2		7		\$0	9	8	9.2	9	8	8
STRATTON	RICHARD	Back	7	B					\$0	7	6	6.8	8	7	7
SULLIVAN	BILL	Back	9	A	EVEN		9		\$0	9	8	8.8	9	8	9
SULLIVAN	DANIEL	Back	6	B					\$0	6	5	6.1	6	6	5
TALBOT	WALTER	Front	1	D				0	\$0			0.3	0	1	0
TAMMARO	FRANK	Front	5	C	+1	C Back \$10		6	\$10	5	4	4.8	5	6	6
TAYLOR	JAMES	Back	10	A	EVEN		10		\$10	10	9	8.5	11	11	10
TOMPKINS	RICHARD	Back	4	C	-3		2		\$0	5	4	4.0	4	4	4
TRICCA	CARL		5	C					\$0	5	4	4.6	6	5	4
TSAKOS	NICK	Front	3	C					\$0	3	2	3.5	3	3	3
VIEIRA	JAMES		2	D					\$0	2	1	1.7	3	2	3
WALDEN	GEORGE	Back	5	C	-2		3		\$0	5	4	3.9	6	4	4
WALKER	BILL	Back	6	B	-6		0		\$0	6	5	6.0	6	5	5
WALL	FRANK	Back	10	A	-3		7		\$10	10	9	8.7	8	11	9
WALSH	TOM	Back	9	A	-5		4		\$0	9	8	7.9	10	9	8
WARD	CHARLES	Back	6	B	+1	B Front \$10	7		\$50	6	5	5.6	6	6	7
WEINER	LAWRENCE	Back	4	C					\$0	4	3	3.3	4	3	3
WHALEN	KEVIN		3	D					\$0	3	2	2.4	4	3	2
WILDER	MARK	Front	1	D	-1			0	\$0	1	0	1.5	1	0	0
WINSLOW	BILL	Back	6	B	-6		1		\$0	7	6	6.2	6	6	6
WITT	FRANK	Front	2	D					\$40	2	1	0.8	0	3	1
YANDELL	JAMES	Back	1	D	-1		1		\$10	2	1	1.1	1	1	1
									\$0						
									\$0						

ROUND 3		SCHEDULED ON		NEW MEMBERS	
PLAYED FRONT NINE	64	FRONT NINE	81	TOTAL MEMBERS	20
PLAYED BACK NINE	73	BACK NINE	78		175
TOTAL PLAYERS	137	UNSCHEDULED	16	RAINOUT or OPEN DATE	0

WHITE TEE MEMBERS	42
GOLD TEE MEMBERS	133

AVERAGE QUOTA	5.8
APS OVERALL	5.2

*NEW QUOTA = AVG(HGHST of LAST 3 SCRS + AVG PNT SCR)
 *FEWER THAN THREE SCORES - NO QUOTA
 **WINNINGS CAPPED AFTER MEMBER WINS \$155 OR MORE
 ***MINIMUM POINT SCORE = OLD QUOTA MINUS 1
 ****AVG PNT SCR - CUMULATIVE SINCE SEASON START
 LAST SEASON'S VALUE UNTIL 4 ROUNDS ARE PLAYED

DQ = DISQUALIFIED	NEW QUOTA	ASSIGNED FLIGHT	WINNERS TO DATE	55	GOLF PRIZES TO DATE	63
-------------------	-----------	-----------------	-----------------	----	---------------------	----

TEE CHOSEN FOR SEASON	WHITE			MUST PLAY FROM WHITE TEES	YOU MUST PLAY YOUR TEE EVEN IF OTHERS IN GROUP PLAY OTHER TEE
	GOLD			MUST PLAY FROM GOLD TEES	

DQ1 Wrong Nine || DQ2 Wrong Tee || DQ3 Wrong Scorecard Side || DQ4 No Full Last Names || DQ5 No Date or Signature || DQ6 Other


YOU MUST HOLE OUT

TO WIN A POINT

NO GIMMIES!!!



ROUND 3 WINNERS	
FRONT NINE	BACK NINE
<p>★ ★ ★ ★ ★</p> <p>FLIGHT A</p> <p>41 MEMBERS</p> <p>★ ★ ★ ★ ★</p>	<p>22 MEMBERS PLAYED +2 WON \$20</p> <p>JON CRANNEL \$20 ERNIE DASCOLI \$20</p>
<p>★ ★ ★ ★ ★</p> <p>FLIGHT B</p> <p>44 MEMBERS</p> <p>★ ★ ★ ★ ★</p>	<p>15 MEMBERS PLAYED +2 WON \$40 +1 WON \$10</p> <p>CHARLES MAGUIRE \$40 GARY SIMMONS \$10 CHARLES WARD \$10</p>
<p>★ ★ ★ ★ ★</p> <p>FLIGHT C</p> <p>42 MEMBERS</p> <p>★ ★ ★ ★ ★</p>	<p>21 MEMBERS PLAYED +2 WON \$40 +1 WON \$10</p> <p>JAMES BEIGHLEY \$10 PAUL DORSEY \$10 BILL JOSEPHSON \$40 FRANK TAMMARO \$10</p>
<p>★ ★ ★ ★ ★</p> <p>FLIGHT D</p> <p>43 MEMBERS</p> <p>★ ★ ★ ★ ★</p>	<p>16 MEMBERS PLAYED +2 WON \$40 +1 WON \$10</p> <p>ROBERT ANNAIAN \$40 JERRY CANNON \$10 FRANK NOBLE \$10</p>
<p>★ ★ ★ ★ ★</p>	<p>MAY 17, 2023</p>
<p>143 OUT OF 175 MEMBERS PLAYED >=50% OF ROUNDS</p>	
<p>32% (55) OF MEMBERS WON 63 GOLF PRIZES</p>	



YOU MUST HOLE OUT

TO WIN A POINT

NO GIMMIES!!!



LEAGUE STATISTICS AFTER 3 ROUNDS OF PLAY

TABLE 1
2023 SEASON - RESULTS AFTER 3 ROUNDS OF PLAY

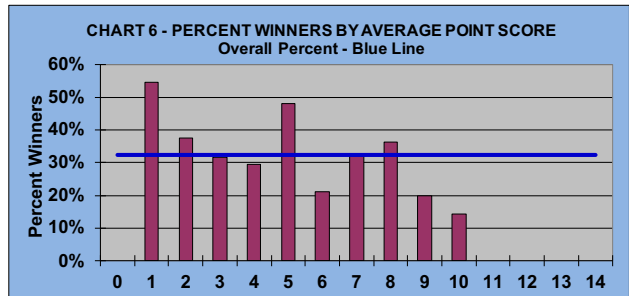
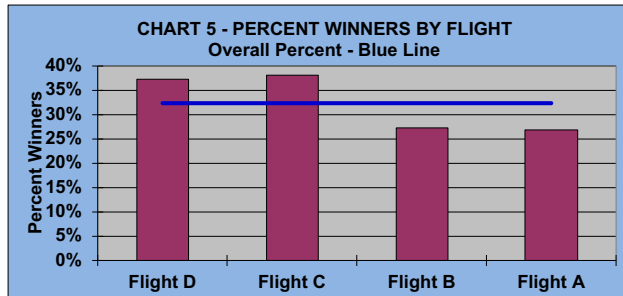
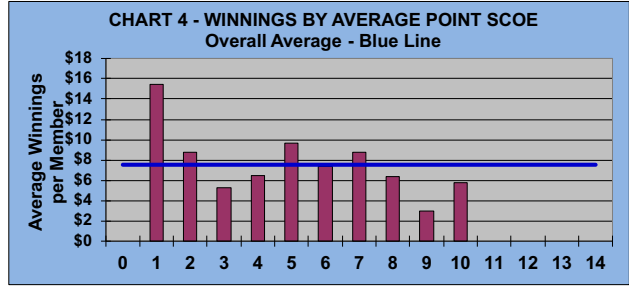
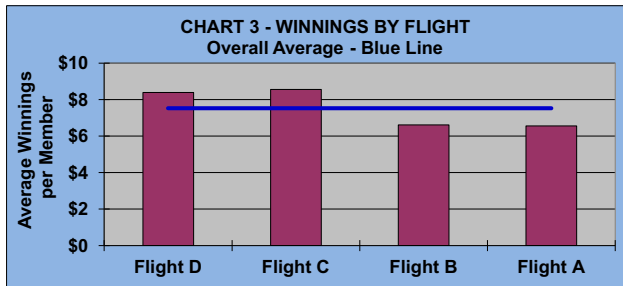
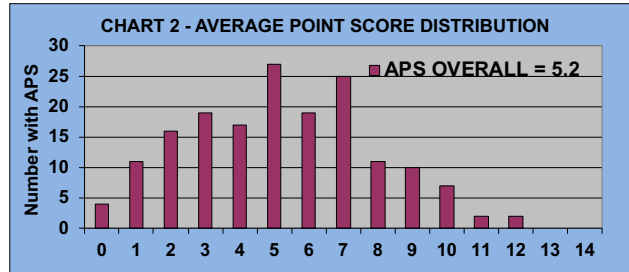
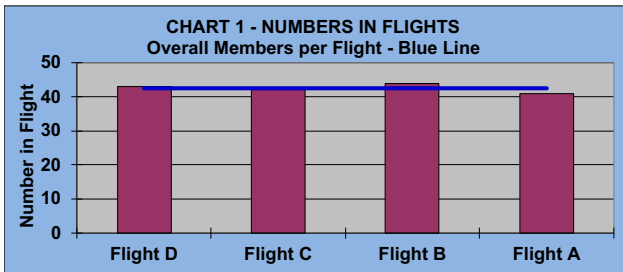
	Number of Players		Percent		\$	\$	\$ Won	\$ Won	Max	Over	Percent
	Members (New)	Average	Winners	Winners	Allocated	Won	per Member	per Winner	\$ Won	"Limit"	Attendance
Flight A	41 (2)	35	11	27%	\$332	\$270	\$7	\$25	\$40	0	85%
Flight B	44 (5)	37	12	27%	\$332	\$290	\$7	\$24	\$50	0	83%
Flight C	42 (3)	33	16	38%	\$332	\$360	\$9	\$23	\$50	0	79%
Flight D	43 (5)	29	16	37%	\$332	\$360	\$8	\$23	\$80	0	67%
Total	170 (15)	133	55	32%	\$1,329	\$1,280	\$8	\$23	\$80	0	77%

TABLE 2
AVERAGE POINTS SCORED OVER QUOTA

	Running Average	Round 3
	-1.73	-1.87

TABLE 3
AVERAGE QUOTA

	Before Play	After Play
	6.06	5.84





YOU MUST HOLE OUT

TO WIN A POINT

NO GIMMIES!!!



GOLD AND WHITE TEES COMPARISON AFTER 3 ROUNDS OF PLAY

TABLE 4
2023 SEASON - RESULTS AFTER 3 ROUNDS OF PLAY

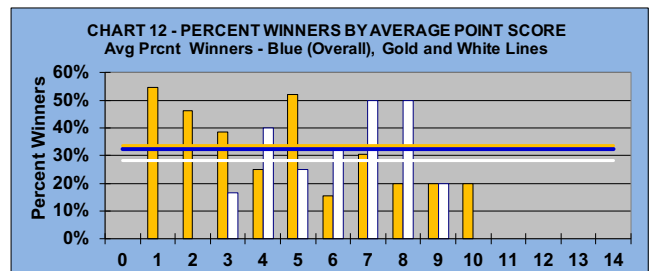
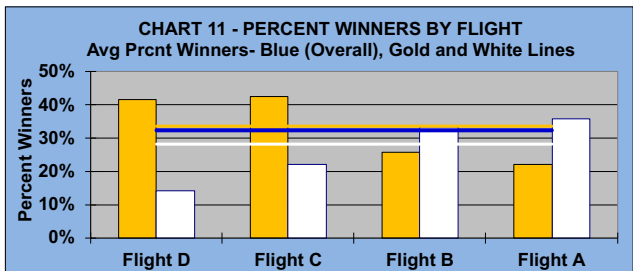
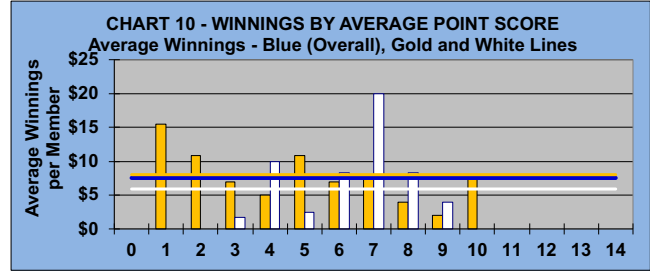
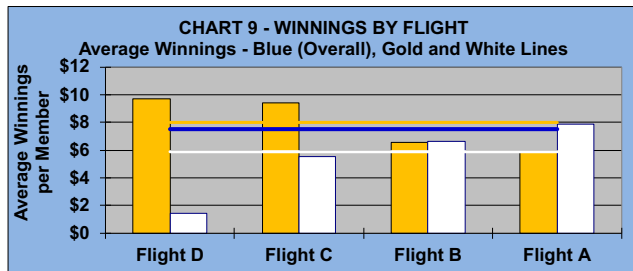
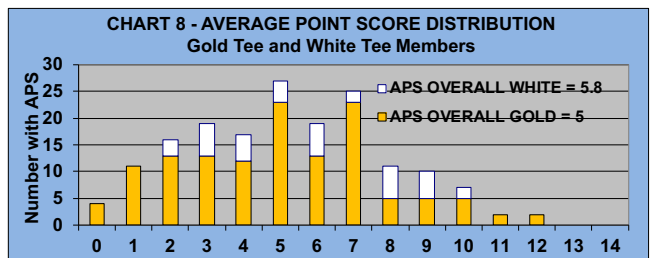
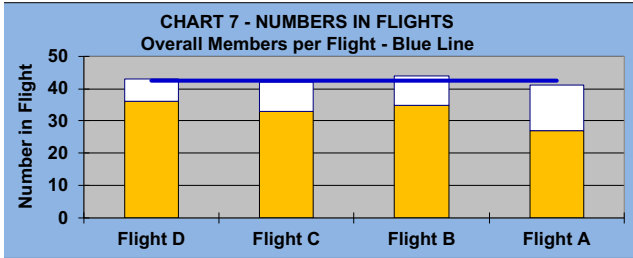
	Number of Members Who Play From		\$ Won		\$ Won per Member		Number of Winners		Percent Winners		Max \$ Won	
	Gold Tees	White Tees	Gold Tees	White Tees	Gold Tees	White Tees	Gold Tees	White Tees	Gold Tees	White Tees	Gold Tees	White Tees
Flight A	27	14	\$160	\$110	\$6	\$8	6	5	22%	36%	\$40	\$40
Flight B	35	9	\$230	\$60	\$7	\$7	9	3	26%	33%	\$50	\$40
Flight C	33	9	\$310	\$50	\$9	\$6	14	2	42%	22%	\$50	\$40
Flight D	36	7	\$350	\$10	\$10	\$1	15	1	42%	14%	\$80	\$10
Total	131	39	\$1,050	\$230	\$8	\$6	44	11	34%	28%	\$80	\$40

TABLE 5
AVERAGE POINTS SCORED OVER QUOTA

Gold Tees	White Tees
-1.83	-2.00

TABLE 6
AVERAGE QUOTA

Gold Tees	White Tees
5.60	6.64

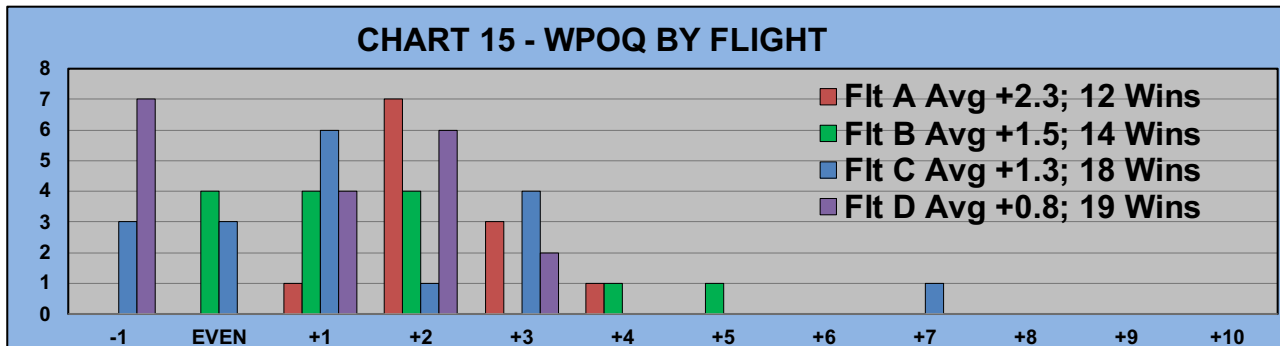
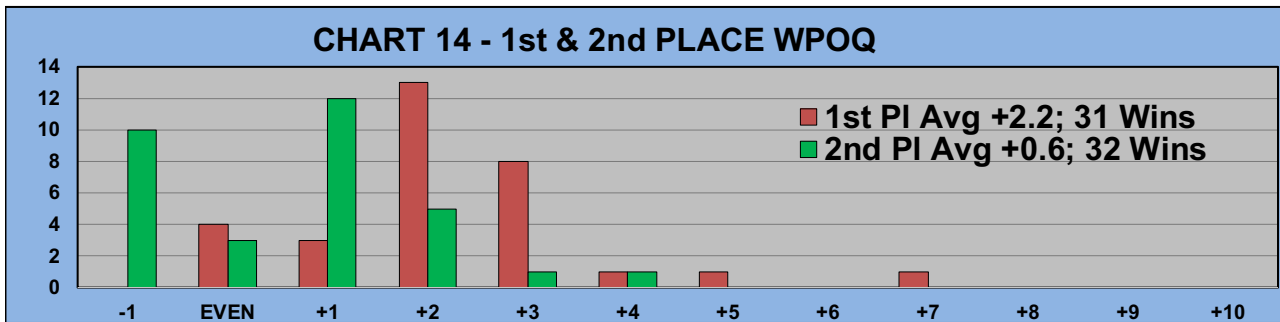
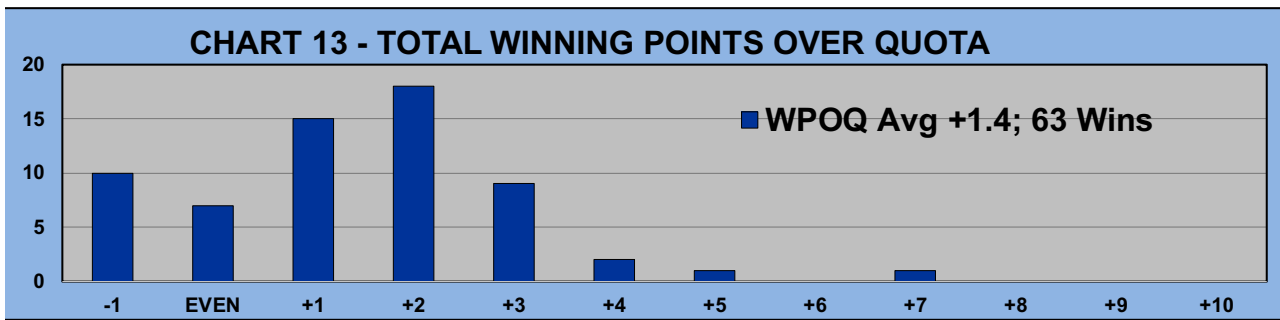




WINNING POINTS OVER QUOTA (WPOQ)



AFTER 3 ROUNDS OF PLAY





WINNING POINTS OVER QUOTA (WPOQ)



AFTER 3 ROUNDS OF PLAY

